

40. PLOTS OF CROSS SECTIONS AND RELATED QUANTITIES

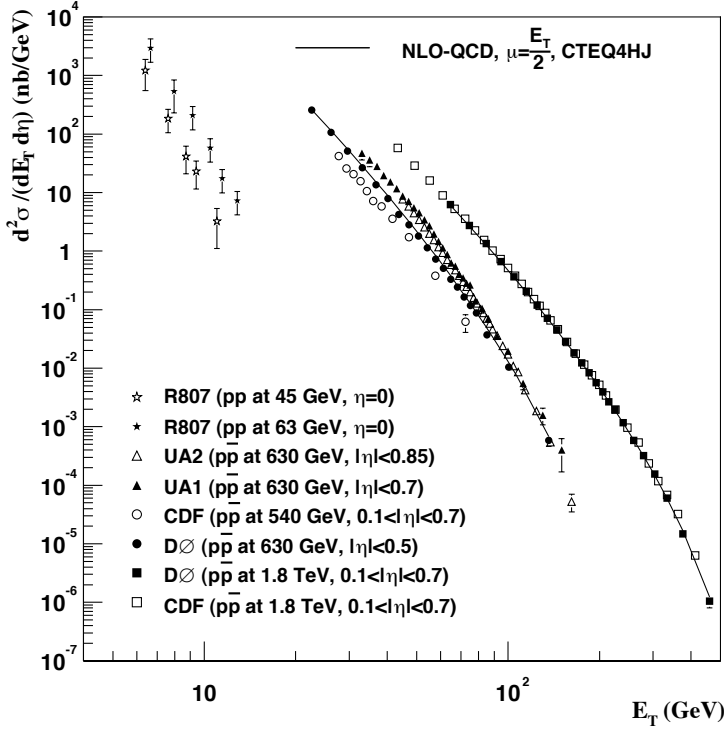
Jet Production in pp and $p\bar{p}$ Interactions

Figure 40.1: Transverse energy dependence of the inclusive differential jet cross sections in the central pseudorapidity region. The error bars are either statistical (DØ), statistical and p_T dependent (UA2), statistical and energy dependent from unsmearing (UA1), uncorrelated (CDF), or total (R806) uncertainties. Comparison of the different experimental results is not straight forward, since the different experiments used different jet reconstruction algorithms. For instance, DØ and CDF used a fixed cone algorithm with a size $\mathcal{R}=0.7$ for all their measurements, compared to a cone size of 1.3 for UA2. DØ: Phys. Rev. **D64**, 032003 (2001); CDF: Phys. Rev. **D64**, 032001 (2001); UA1: Phys. Lett. **B172**, 461 (1986); UA2: Phys. Lett. **B257**, 232 (1991); R807: Phys. Lett. **B123**, 133 (1983). Next-to-Leading order QCD predictions, using CTEQ4HJ pdfs and $\mu_{R,F} = E_T/2$, are shown for $p\bar{p}$ at 630 GeV and 1.8 TeV. (Courtesy of V.D. Elvira, Fermilab, 2001)

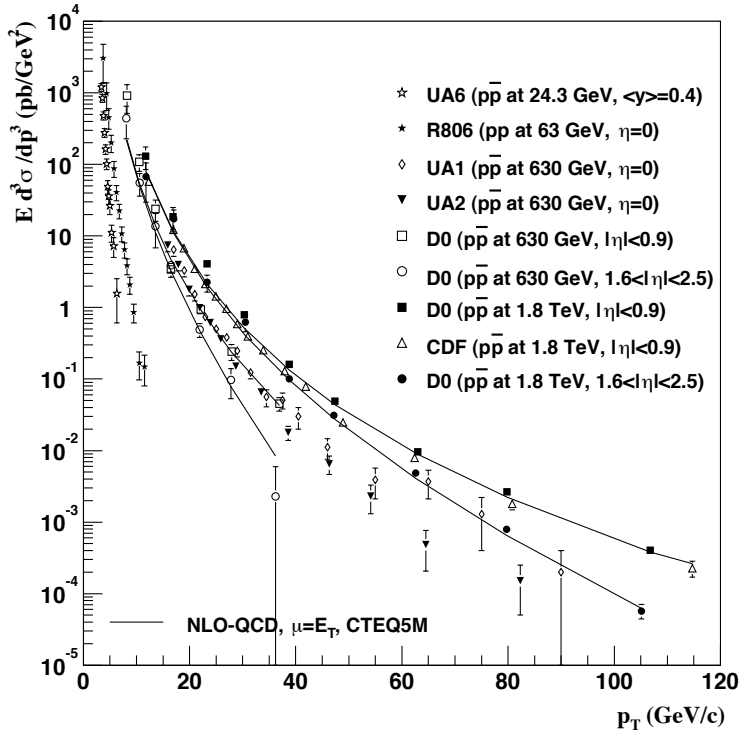
Direct γ Production in $p\bar{p}$ Interactions

Figure 40.2: Transverse energy dependence of isolated photon cross sections. The error bars are either statistical (CDF), uncorrelated (DØ), or total (UA1, UA2, R806) uncertainties. DØ: Phys. Rev. Lett. **87**, 251805 (2001); CDF: Phys. Rev. **D73**, 2662 (1994); UA6: Phys. Lett. **B206**, 163 (1988); UA1: Phys. Lett. **B209**, 385 (1988); UA2: Phys. Lett. **B288**, 386 (1992); R806: Z. Phys. **C13**, 277 (1982). Next-to-Leading order QCD predictions are shown for $p\bar{p}$ at 630 GeV and 1.8 TeV. (Courtesy of V.D. Elvira, Fermilab, 2001)

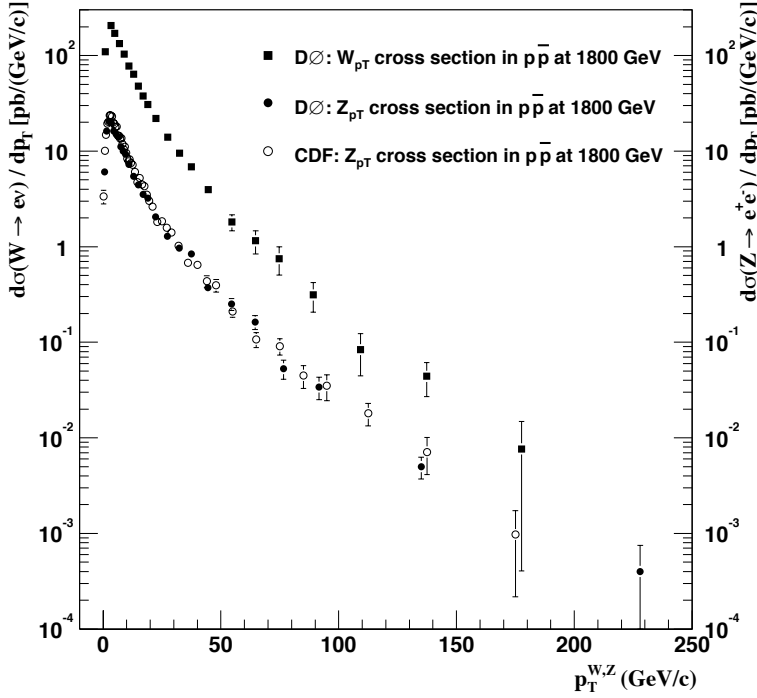
Differential Cross Section for W and Z Boson Production

Figure 40.3: Differential cross section for W and Z boson production. The error bars are total errors, excluding the $D\emptyset$ (CDF) 4.4% (3.9%) luminosity uncertainty. $D\emptyset$: Phys. Lett. **B513**, 292 (2001), Phys. Rev. Lett. **84**, 2792 (2000). CDF : Phys. Rev. Lett. **84**, 845 (2000). (Courtesy of V.D. Elvira, Fermilab, 2001)

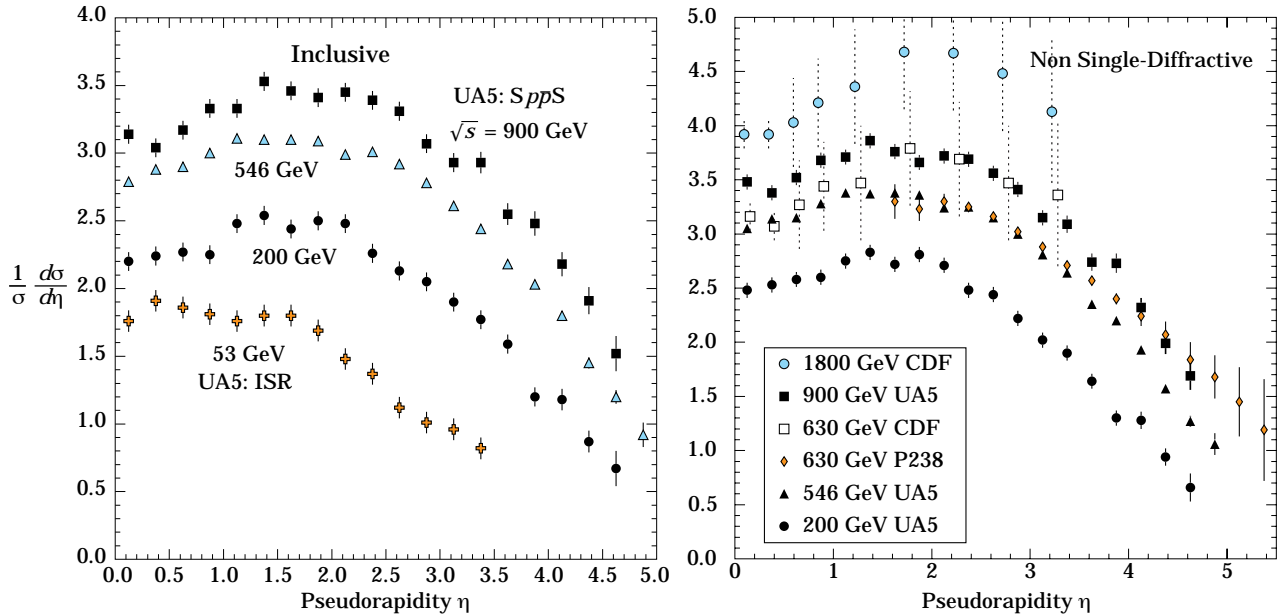
Pseudorapidity Distributions in $p\bar{p}$ Interactions

Figure 40.4: Charged particle pseudorapidity distributions in $p\bar{p}$ collisions for $53 \text{ GeV} \leq \sqrt{s} \leq 1800 \text{ GeV}$. UA5 data from the $SppS$ are taken from G.J. Alner *et al.*, Z. Phys. **C33**, 1 (1986), and from the ISR from K. Alpgård *et al.*, Phys. Lett. **112B**, 193 (1982). The UA5 data are shown for both the full inelastic cross-section and with singly diffractive events excluded. Additional non single-diffractive measurements are available from CDF at the Tevatron, F. Abe *et al.*, Phys. Rev. **D41**, 2330 (1990) and Experiment P238 at the $SppS$, R. Harr *et al.*, Phys. Lett. **B401**, 176 (1997). (Courtesy of D.R. Ward, Cambridge Univ., 1999.)

Average Hadron Multiplicities in Hadronic e^+e^- Annihilation Events

Table 40.1: Average hadron multiplicities per hadronic e^+e^- annihilation event at $\sqrt{s} \approx 10, 29\text{--}35, 91,$ and $130\text{--}200$ GeV. The rates given include decay products from resonances with $c\tau < 10$ cm, and include the corresponding anti-particle state. Correlations of the systematic uncertainties were considered for the calculation of the averages. (Updated July 2005 by O. Biebel, LMU, Munich.)

| Particle | $\sqrt{s} \approx 10$ GeV | $\sqrt{s} = 29\text{--}35$ GeV | $\sqrt{s} = 91$ GeV | $\sqrt{s} = 130\text{--}200$ GeV |
|-----------------------------|-----------------------------|--------------------------------|-----------------------------|----------------------------------|
| Pseudoscalar mesons: | | | | |
| π^+ | 6.6 ± 0.2 | 10.3 ± 0.4 | 17.02 ± 0.19 | 21.24 ± 0.39 |
| π^0 | 3.2 ± 0.3 | 5.83 ± 0.28 | 9.42 ± 0.32 | |
| K^+ | 0.90 ± 0.04 | 1.48 ± 0.09 | 2.228 ± 0.059 | 2.82 ± 0.19 |
| K^0 | 0.91 ± 0.05 | 1.48 ± 0.07 | 2.049 ± 0.026 | 2.10 ± 0.12 |
| η | 0.20 ± 0.04 | 0.61 ± 0.07 | 1.049 ± 0.080 | |
| $\eta(958)$ | 0.03 ± 0.01 | 0.26 ± 0.10 | 0.152 ± 0.020 | |
| D^+ | $0.194 \pm 0.019^{(k)}$ | 0.17 ± 0.03 | 0.175 ± 0.016 | |
| D^0 | $0.446 \pm 0.032^{(k)}$ | 0.45 ± 0.07 | 0.454 ± 0.030 | |
| D_s^+ | $0.063 \pm 0.014^{(k)}$ | $0.45 \pm 0.20^{(a)}$ | 0.131 ± 0.021 | |
| B^+, B_d^0 | — | — | $0.165 \pm 0.026^{(b)}$ | |
| B_u^+ | — | — | $0.178 \pm 0.006^{(b)}$ | |
| B_s^0 | — | — | $0.057 \pm 0.013^{(b)}$ | |
| Scalar mesons: | | | | |
| $f_0(980)$ | 0.024 ± 0.006 | $0.05 \pm 0.02^{(c)}$ | 0.146 ± 0.012 | |
| $a_0(980)^\pm$ | — | — | $0.27 \pm 0.11^{(d)}$ | |
| Vector mesons: | | | | |
| $\rho(770)^0$ | 0.35 ± 0.04 | 0.81 ± 0.08 | 1.231 ± 0.098 | |
| $\rho(770)^\pm$ | — | — | $2.40 \pm 0.43^{(d)}$ | |
| $\omega(782)$ | 0.30 ± 0.08 | — | 1.016 ± 0.065 | |
| $K^*(892)^+$ | 0.27 ± 0.03 | 0.64 ± 0.05 | 0.715 ± 0.059 | |
| $K^*(892)^0$ | 0.29 ± 0.03 | 0.56 ± 0.06 | 0.738 ± 0.024 | |
| $\phi(1020)$ | 0.044 ± 0.003 | 0.085 ± 0.011 | 0.0963 ± 0.0032 | |
| $D^*(2010)^+$ | $0.177 \pm 0.022^{(k)}$ | 0.43 ± 0.07 | $0.1937 \pm 0.0057^{(j)}$ | |
| $D^*(2007)^0$ | $0.168 \pm 0.019^{(k)}$ | 0.27 ± 0.11 | — | |
| $D_s^*(2112)^+$ | $0.048 \pm 0.014^{(k)}$ | — | $0.101 \pm 0.048^{(g)}$ | |
| $B^* (e)$ | — | — | 0.288 ± 0.026 | |
| $J/\psi(1S)$ | $0.00050 \pm 0.00005^{(k)}$ | — | $0.0052 \pm 0.0004^{(f)}$ | |
| $\psi(2S)$ | — | — | $0.0023 \pm 0.0004^{(f)}$ | |
| $\Upsilon(1S)$ | — | — | $0.00014 \pm 0.00007^{(f)}$ | |
| Pseudovector mesons: | | | | |
| $f_1(1285)$ | — | — | 0.165 ± 0.051 | |
| $f_1(1420)$ | — | — | 0.056 ± 0.012 | |
| $\chi_{c1}(3510)$ | — | — | $0.0041 \pm 0.0011^{(f)}$ | |
| Tensor mesons: | | | | |
| $f_2(1270)$ | 0.09 ± 0.02 | 0.14 ± 0.04 | 0.166 ± 0.020 | |
| $f_2'(1525)$ | — | — | 0.012 ± 0.006 | |
| $K_2^*(1430)^+$ | — | 0.09 ± 0.03 | — | |
| $K_2^*(1430)^0$ | — | 0.12 ± 0.06 | 0.084 ± 0.022 | |
| $B^{** (i)}$ | — | — | 0.118 ± 0.024 | |
| D_{s1}^\pm | — | — | $0.0052 \pm 0.0011^{(l)}$ | |
| $D_{s2}^{*\pm}$ | — | — | $0.0083 \pm 0.0031^{(l)}$ | |
| Baryons: | | | | |
| p | 0.253 ± 0.016 | 0.640 ± 0.050 | 1.050 ± 0.032 | 1.41 ± 0.18 |
| Λ | 0.080 ± 0.007 | 0.205 ± 0.010 | 0.3915 ± 0.0065 | 0.39 ± 0.03 |
| Σ^0 | 0.023 ± 0.008 | — | 0.076 ± 0.011 | |
| Σ^- | — | — | 0.081 ± 0.010 | |
| Σ^+ | — | — | 0.107 ± 0.011 | |
| Σ^\pm | — | — | 0.174 ± 0.009 | |
| Ξ^- | 0.0059 ± 0.0007 | 0.0176 ± 0.0027 | 0.0258 ± 0.0010 | |
| $\Delta(1232)^{++}$ | 0.040 ± 0.010 | — | 0.085 ± 0.014 | |
| $\Sigma(1385)^-$ | 0.006 ± 0.002 | 0.017 ± 0.004 | 0.0240 ± 0.0017 | |
| $\Sigma(1385)^+$ | 0.005 ± 0.001 | 0.017 ± 0.004 | 0.0239 ± 0.0015 | |
| $\Sigma(1385)^\pm$ | 0.0106 ± 0.0020 | 0.033 ± 0.008 | 0.0462 ± 0.0028 | |
| $\Xi(1530)^0$ | 0.0015 ± 0.0006 | — | 0.0055 ± 0.0005 | |
| Ω^- | 0.0007 ± 0.0004 | 0.014 ± 0.007 | 0.0016 ± 0.0003 | |
| Λ_c^+ | $0.074 \pm 0.031^{(i)}$ | 0.110 ± 0.050 | 0.078 ± 0.017 | |
| Λ_b^0 | — | — | 0.031 ± 0.016 | |
| $\Sigma_c^{++}, \Sigma_c^0$ | 0.014 ± 0.007 | — | — | |
| $\Lambda(1520)$ | 0.008 ± 0.002 | — | 0.0222 ± 0.0027 | |

Notes for Table 40.1:

- (a) $B(D_s \rightarrow \eta\pi, \eta'\pi)$ was used (RPP1994).
- (b) The Standard Model $B(Z \rightarrow b\bar{b}) = 0.217$ was used.
- (c) $x_p = p/p_{\text{beam}} > 0.1$ only.
- (d) Both charge states.
- (e) Any charge state (*i.e.*, B_d^* , B_u^* , or B_s^*).
- (f) $B(Z \rightarrow \text{hadrons}) = 0.699$ was used (RPP1994).
- (g) $B(D_s^* \rightarrow D_S^+ \gamma)$, $B(D_s^+ \rightarrow \phi\pi^+)$, $B(\phi \rightarrow K^+K^-)$ have been used (RPP1998).
- (h) Any charge state (*i.e.*, B_d^{**} , B_u^{**} , or B_s^{**}).
- (i) The value was derived from the cross section of $A_c^+ \rightarrow p\pi K$ using (k) and assuming the branching fraction to be $(5.0 \pm 1.3)\%$ (RPP2004).
- (j) $B(D^*(2010)^+ \rightarrow D^0\pi^+) \times B(D^0 \rightarrow K^-\pi^+)$ has been used (RPP2000).
- (k) $\sigma_{\text{had}} = 3.33 \pm 0.05 \pm 0.21$ nb (CLEO: Phys. Rev. **D29**, 1254 (1984)) has been used in converting the measured cross sections to average hadron multiplicities.
- (l) Assumes $B(D_{s1}^+ \rightarrow D^{*+}K^0 + D^{*0}K^+) = 100\%$ and $B(D_{s2}^+ \rightarrow D^0K^+) = 45\%$.

References for Table 40.1:

- RPP1992:** Phys. Rev. **D45** (1992) and references therein.
- RPP1994:** Phys. Rev. **D50**, 1173 (1994) and references therein.
- RPP1996:** Phys. Rev. **D54**, 1 (1996) and references therein.
- RPP1998:** Eur. Phys. J. **C3**, 1 (1998) and references therein.
- RPP2000:** Eur. Phys. J. **C15**, 1 (2000) and references therein.
- RPP2002:** Phys. Rev. **D66**, 010001 (2002) and references therein.
- RPP2004:** Phys. Lett. **B592**, 1 (2004) and references therein.
- R. Marshall, Rep. Prog. Phys. **52**,1329(1989).
- A. De Angelis, J. Phys. **G19**, 1233 (1993) and references therein.
- ALEPH:** D. Buskulic *et al.*: Phys. Lett. **B295**, 396 (1992); Z. Phys. **C64**, 361 (1994); **C69**, 15 (1996); **C69**, 379 (1996); **C73**, 409 (1997); and
R. Barate *et al.*: Z. Phys. **C74**, 451 (1997); Phys. Reports **294**, 1 (1998); Eur. Phys. J. **C5**, 205 (1998); **C16**, 597 (2000); **C16**, 613 (2000); and
A. Heister *et al.*: Phys. Lett. **B526**, 34 (2002); **B528**, 19 (2002).
- ARGUS:** H. Albrecht *et al.*: Phys. Lett. **230B**, 169 (1989); Z. Phys. **C44**, 547 (1989); **C46**, 15 (1990); **C54**, 1 (1992); **C58**, 199 (1993); **C61**, 1 (1994); Phys. Rep. **276**, 223 (1996).
- BaBar:** B. Aubert *et al.*: Phys. Rev. Lett. **87**, 162002 (2001); Phys. Rev. **D65**, 091104 (2002).
- Belle:** K. Abe *et al.*: Phys. Rev. Lett. **88**, 052001 (2002); and
R. Seuster *et al.*: hep-ex/0506068.
- CELLO:** H.J. Behrend *et al.*: Z. Phys. **C46**, 397 (1990); **C47**, 1 (1990).
- CLEO:** D. Bortoletto *et al.*: Phys. Rev. **D37**, 1719 (1988); erratum *ibid* **D39**, 1471 (1989); and
M. Artuso *et al.*: Phys. Rev. **D70**, 112001 (2004).
- Crystal Ball:** Ch. Bieler *et al.*, Z. Phys. **C49**, 225 (1991).
- DELPHI:** P. Abreu *et al.*: Z. Phys. **C57**, 181 (1993); **C59**, 533 (1993); **C61**, 40 7(1994); **C65**, 587 (1995); **C67**, 543 (1995); **C68**, 353 (1995); **C73**, 61 (1996); Nucl. Phys. **B444**, 3 (1995); Phys. Lett. **B341**, 109 (1994); **B345**, 598 (1995); **B361**, 207 (1995); **B372**, 172 (1996); **B379**, 309 (1996); **B416**, 233 (1998); **B449**, 364 (1999); **B475**, 429 (2000); Eur. Phys. J. **C6**, 19 (1999); **C5**, 585 (1998); **C18**, 203 (2000); and
J. Abdallah *et al.*, Phys. Lett. **B569**, 129 (2003); Phys. Lett. **B576**, 29 (2003).
- HRS:** S. Abachi *et al.*, Phys. Rev. Lett. **57**, 1990 (1986); and
M. Derrick *et al.*, Phys. Rev. **D35**, 2639 (1987).
- L3:** M. Acciarri *et al.*: Phys. Lett. **B328**, 223 (1994); **B345**, 589 (1995); **B371**, 126 (1996); **B371**, 137 (1996); **B393**, 465 (1997); **B404**, 390 (1997); **B407**, 351 (1997); **B407**, 389 (1997), erratum *ibid*. **B427**, 409 (1998); **B453**, 94 (1999); **B479**, 79 (2000).
- MARK II:** H. Schellman *et al.*, Phys. Rev. **D31**, 3013 (1985); and
G. Wormser *et al.*, Phys. Rev. Lett. **61**, 1057 (1988).
- JADE:** W. Bartel *et al.*, Z. Phys. **C20**, 187 (1983); and D.D. Pietzl *et al.*, Z. Phys. **C46**, 1 (1990).
- OPAL:** R. Akers *et al.*: Z. Phys. **C63**, 181 (1994); **C66**, 555 (1995); **C67**, 389 (1995); **C68**, 1 (1995); and
G. Alexander *et al.*: Phys. Lett. **B358**, 162 (1995); Z. Phys. **C70**, 197 (1996); **C72**, 1 (1996); **C72**, 191 (1996); **C73**, 569 (1997); **C73**, 587 (1997); Phys. Lett. **B370**, 185 (1996); and
K. Ackerstaff *et al.*: Z. Phys. **C75**, 192 (1997); Phys. Lett. **B412**, 210 (1997); Eur. Phys. J. **C1**, 439 (1998); **C4**, 19 (1998); **C5**, 1 (1998); **C5**, 411 (1998); and
G. Abbiendi *et al.*: Eur. Phys. J. **C16**, 185 (2000); **C16**, 185 (2000).
- PLUTO:** Ch. Berger *et al.*, Phys. Lett. **104B**, 79 (1981).
- SLD:** K. Abe, Phys. Rev. **D59**, 052001 (1999); Phys. Rev. **D69**, 072003 (2004).
- TASSO:** H. Aihara *et al.*, Z. Phys. **C27**, 27 (1985).
- TPC:** H. Aihara *et al.*, Phys. Rev. Lett. **53**, 2378 (1984).

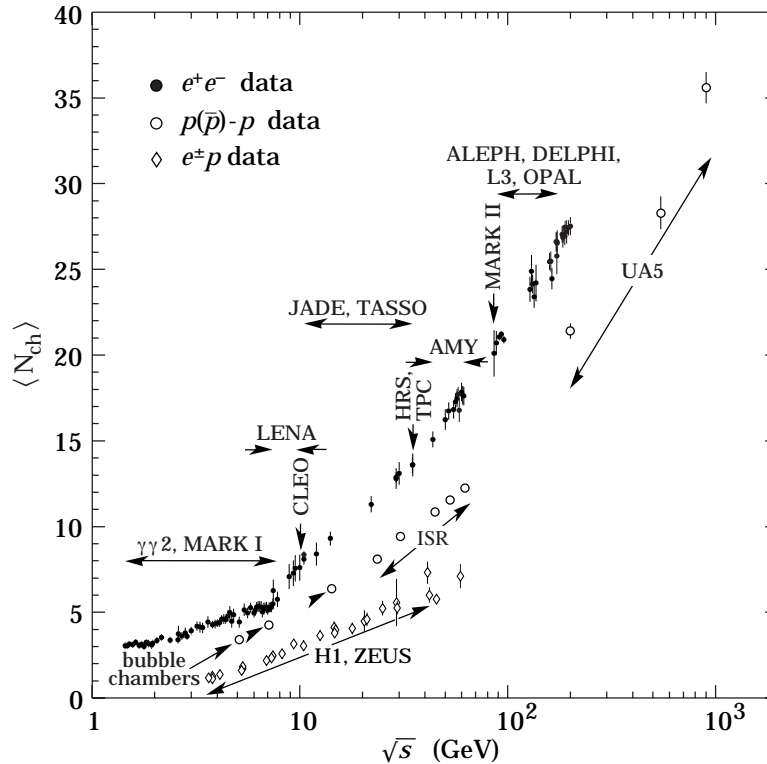
Average e^+e^- , pp , and $p\bar{p}$ Multiplicity

Figure 40.5: Average multiplicity as a function of \sqrt{s} for e^+e^- and $p\bar{p}$ annihilations, and pp and ep collisions. The indicated errors are statistical and systematic errors added in quadrature, except when no systematic errors are given. Files of the data shown in this figure are given in <http://home.cern.ch/b/biebel/www/RPP06/>.

e^+e^- : Most e^+e^- measurements include contributions from K_S^0 and Λ decays. The $\gamma\gamma 2$ and MARK I measurements contain a systematic 5% error. Points at identical energies have been spread horizontally for clarity:

ALEPH: D. Buskulic *et al.*, Z. Phys. **C69**, 15 (1995); and Z. Phys. **C73**, 409 (1997);
A. Heister *et al.*, Eur. Phys. J. **C35**, 457 (2004).

ARGUS: H. Albrecht *et al.*, Z. Phys. **C54**, 13 (1992).

DELPHI: P. Abreu *et al.*, Eur. Phys. J. **C6**, 19 (1999); Phys. Lett. **B372**, 172 (1996); Phys. Lett. **B416**, 233 (1998); and Eur. Phys. J. **C18**, 203 (2000).

L3: M. Acciarri *et al.*, Phys. Lett. **B371**, 137 (1996); Phys. Lett. **B404**, 390 (1997); and Phys. Lett. **B444**, 569 (1998);
P. Achard *et al.*, Phys. Reports **339**, 71 (2004).

OPAL: G. Abbiendi *et al.*, Eur. Phys. J. **C16**, 185 (2000); and Eur. Phys. J. **C37**, 25 (2004);
K. Ackerstaff *et al.*, Z. Phys. **C75**, 193 (1997);
P.D. Acton *et al.*, Z. Phys. **C53**, 539 (1992) and references therein;
R. Akers *et al.*, Z. Phys. **C68**, 203 (1995).

TOPAZ: K. Nakabayashi *et al.*, Phys. Lett. **B413**, 447 (1997).

VENUS: K. Okabe *et al.*, Phys. Lett. **B423**, 407 (1998).

$e^\pm p$: Multiplicities have been measured in the current fragmentation region of the Breit frame:

H1: C. Adloff *et al.*, Nucl. Phys. **B504**, 3 (1997).

ZEUS: J. Breitweg *et al.*, Eur. Phys. J. **C11**, 251 (1999);
S. Chekanov *et al.*, Phys. Lett. **B510**, 36 (2001).

$p(\bar{p})$: The errors of the $p(\bar{p})$ measurements are the quadratically added statistical and systematic errors, except for the bubble chamber measurements for which only statistical errors are given in the references. The values measured by UA5 exclude single diffractive dissociation:
bubble chamber: J. Benecke *et al.*, Nucl. Phys. **B76**, 29 (1976); W.M. Morse *et al.*, Phys. Rev. **D15**, 66 (1977).

ISR: A. Breakstone *et al.*, Phys. Rev. **D30**, 528 (1984).

UA5: G.J. Alner *et al.*, Phys. Lett. **167B**, 476 (1986);
R.E. Ansorge *et al.*, Z. Phys. **C43**, 357 (1989).

(Courtesy of O. Biebel, LMU, München, 2005.)

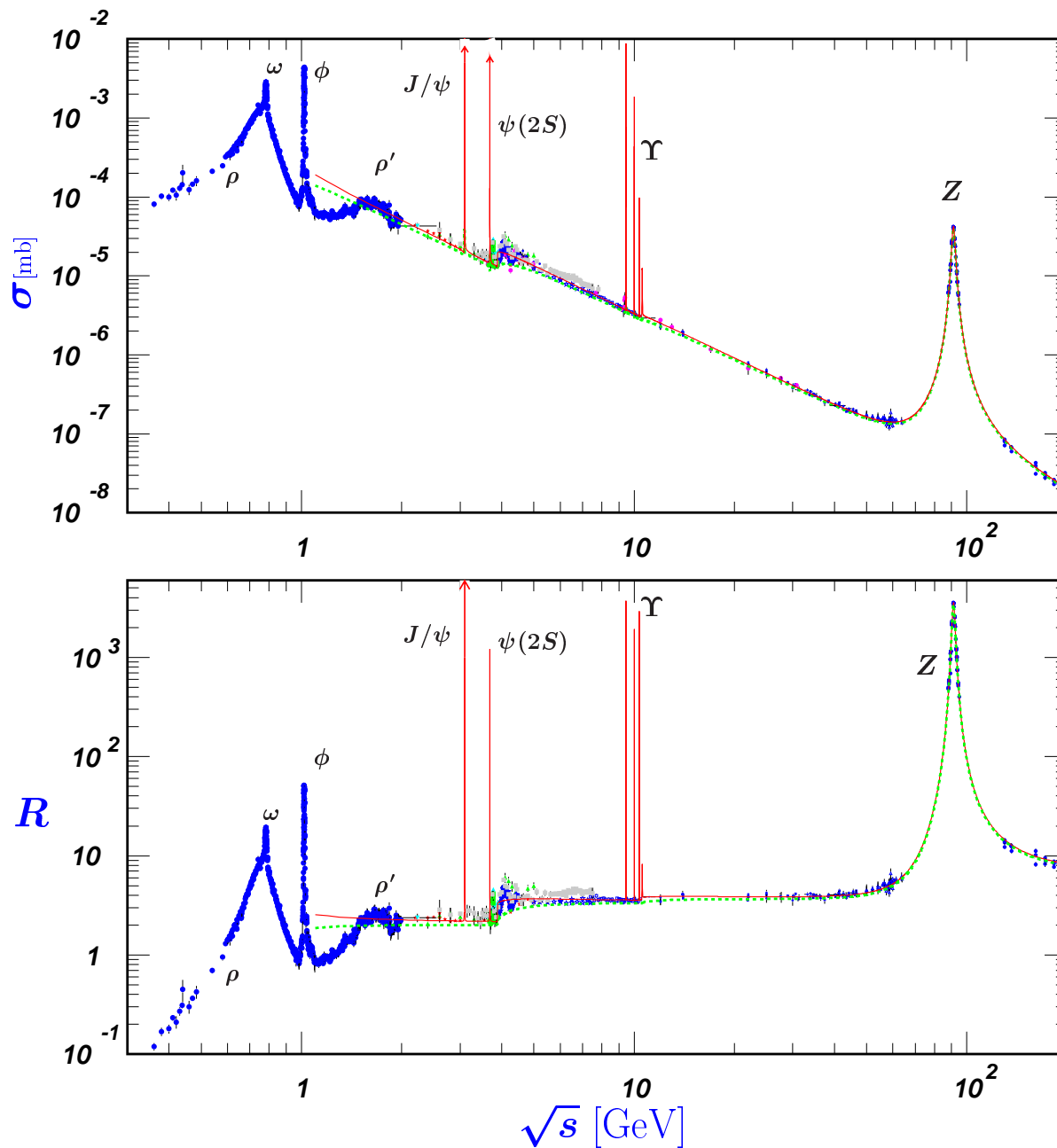
σ and R in e^+e^- Collisions

Figure 40.6: World data on the total cross section of $e^+e^- \rightarrow \text{hadrons}$ and the ratio $R(s) = \sigma(e^+e^- \rightarrow \text{hadrons}, s) / \sigma(e^+e^- \rightarrow \mu^+\mu^-, s)$. $\sigma(e^+e^- \rightarrow \text{hadrons}, s)$ is the experimental cross section corrected for initial state radiation and electron-positron vertex loops, $\sigma(e^+e^- \rightarrow \mu^+\mu^-, s) = 4\pi\alpha^2(s)/3s$. Data errors are total below 2 GeV and statistical above 2 GeV. The curves are an educative guide: the broken one (green) is a naive quark-parton model prediction and the solid one (red) is 3-loop pQCD prediction (see “Quantum Chromodynamics” section of this Review, Eq. (9.12) or, for more details, K. G. Chetyrkin *et al.*, Nucl. Phys. **B586**, 56 (2000) (Erratum *ibid.* **B634**, 413 (2002)). Breit-Wigner parameterizations of J/ψ , $\psi(2S)$, and $\Upsilon(nS)$, $n = 1, 2, 3, 4$ are also shown. The full list of references to the original data and the details of the R ratio extraction from them can be found in [arXiv:hep-ph/0312114]. Corresponding computer-readable data files are available at <http://pdg.ihep.su/xsect/contents.html>. (Courtesy of the COMPAS(Protvino) and HEPDATA(Durham) Groups, August 2005. Corrections by P. Janot (CERN) and M. Schmitt (Northwestern U.)) See full-color version on color pages at end of book.

R in Light-Flavor, Charm, and Beauty Threshold Regions

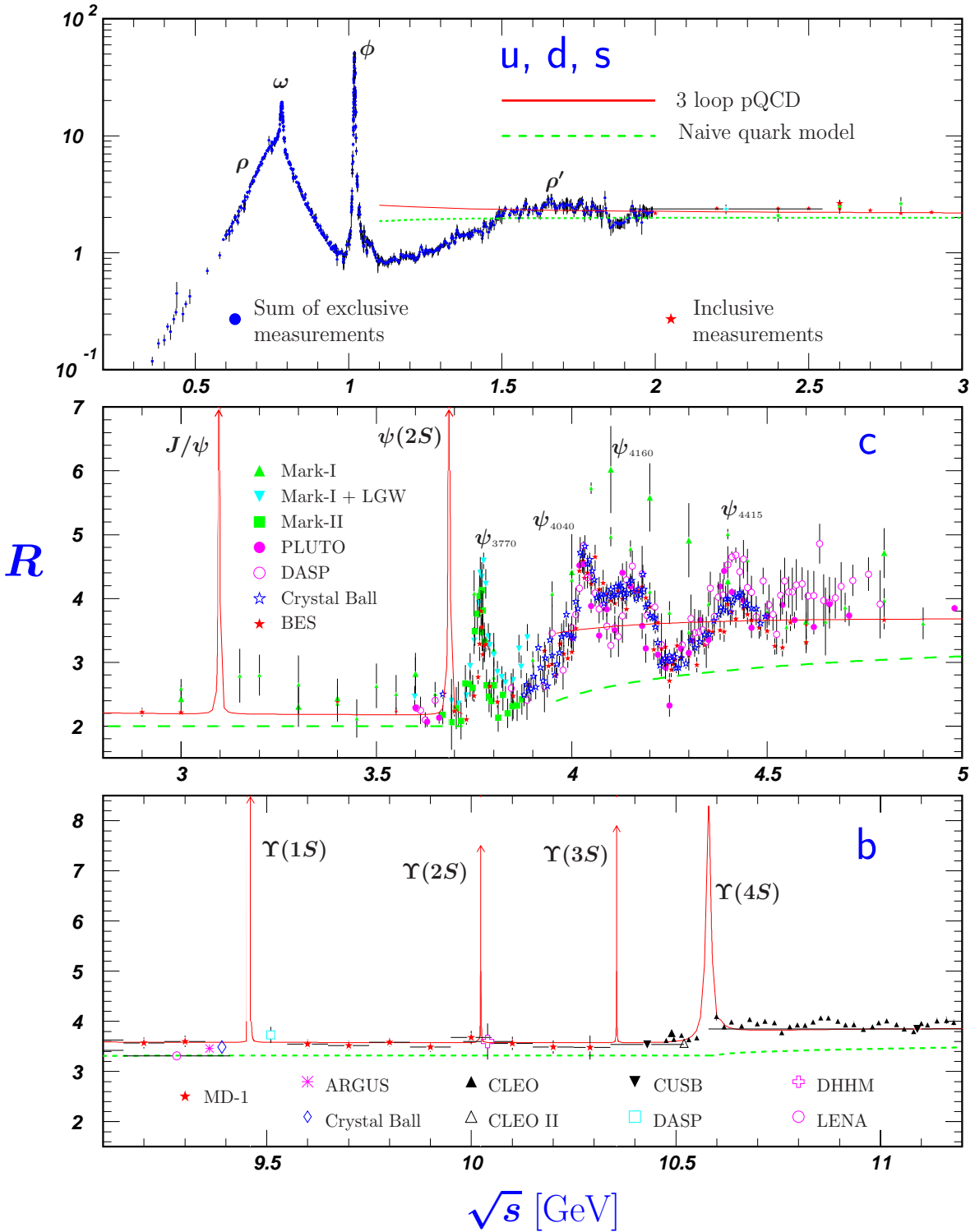


Figure 40.7: R in the light-flavor, charm, and beauty threshold regions. Data errors are total below 2 GeV and statistical above 2 GeV. The curves are the same as in Fig. 40.6. **Note:** CLEO data above $\Upsilon(4S)$ were not fully corrected for radiative effects, and we retain them on the plot only for illustrative purposes with a normalization factor of 0.8. The full list of references to the original data and the details of the R ratio extraction from them can be found in [arXiv:hep-ph/0312114]. The computer-readable data are available at <http://pdg.ihep.su/xsect/contents.html> (Courtesy of the COMPAS(Protvino) and HEPDATA(Durham) Groups, August 2005.) See full-color version on color pages at end of book.

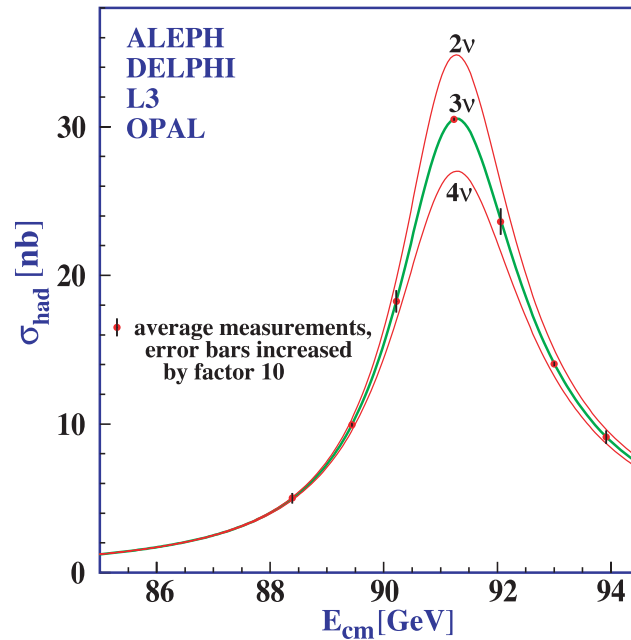
Annihilation Cross Section Near M_Z 

Figure 40.8: Combined data from the ALEPH, DELPHI, L3, and OPAL Collaborations for the cross section in e^+e^- annihilation into hadronic final states as a function of the center-of-mass energy near the Z pole. The curves show the predictions of the Standard Model with two, three, and four species of light neutrinos. The asymmetry of the curve is produced by initial-state radiation. Note that the error bars have been increased by a factor ten for display purposes. References:

ALEPH: R. Barate *et al.*, Eur. Phys. J. **C14**, 1 (2000).

DELPHI: P. Abreu *et al.*, Eur. Phys. J. **C16**, 371 (2000).

L3: M. Acciarri *et al.*, Eur. Phys. J. **C16**, 1 (2000).

OPAL: G. Abbiendi *et al.*, Eur. Phys. J. **C19**, 587 (2001).

Combination: The Four LEP Collaborations (ALEPH, DELPHI, L3, OPAL)

and the Lineshape Sub-group of the LEP Electroweak Working Group, hep-ph/0101027.

(Courtesy of M. Grünewald and the LEP Electroweak Working Group, 2003)

Muon Neutrino and Anti-Neutrino Charged-Current Total Cross Section

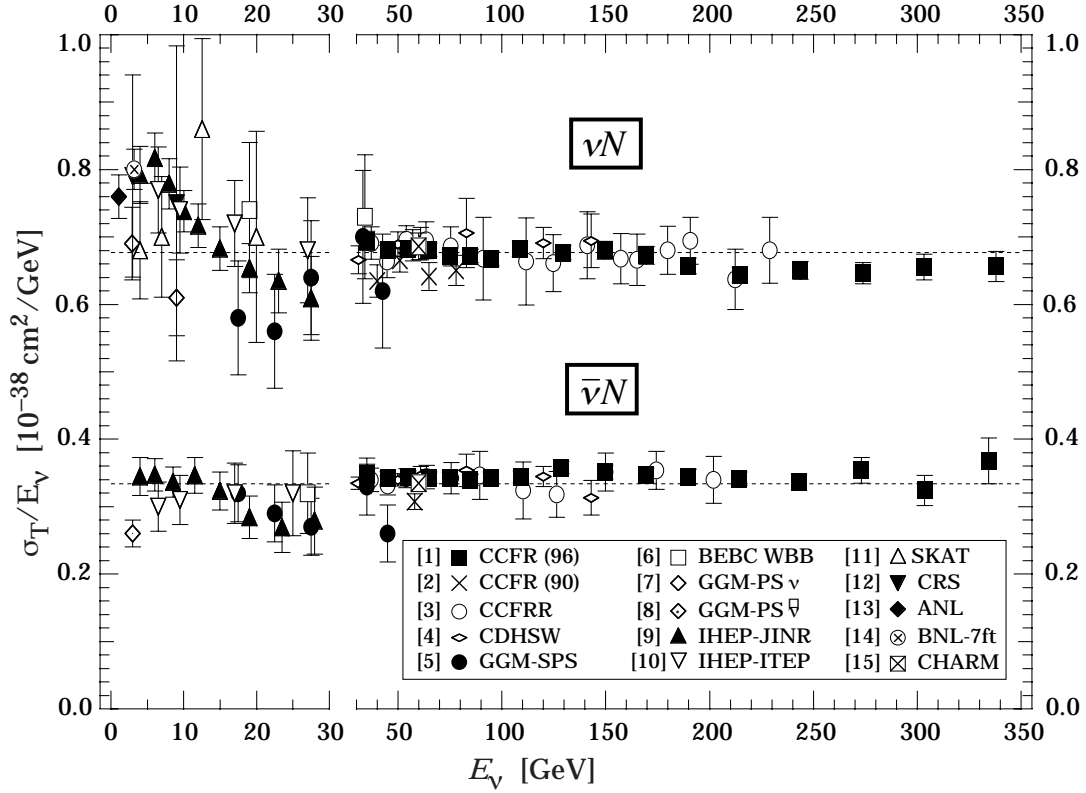


Figure 40.9: σ_T/E_ν , for the muon neutrino and anti-neutrino charged-current total cross section as a function of neutrino energy. The error bars include both statistical and systematic errors. The straight lines are the averaged values over all energies as measured by the experiments in Refs. [1–4]: $= 0.677 \pm 0.014$ (0.334 ± 0.008) $\times 10^{-38} \text{ cm}^2/\text{GeV}$. Note the change in the energy scale at 30 GeV. (Courtesy W. Seligman and M.H. Shaevitz, Columbia University, 2001.)

- [1] W. Seligman, Ph.D. Thesis, Nevis Report 292 (1996);
 [2] P.S. Auchincloss *et al.*, *Z. Phys.* **C48**, 411 (1990);
 [3] D.B. MacFarlane *et al.*, *Z. Phys.* **C26**, 1 (1984);
 [4] P. Berge *et al.*, *Z. Phys.* **C35**, 443 (1987);
 [5] J. Morfin *et al.*, *Phys. Lett.* **104B**, 235 (1981);
 [6] D.C. Colley *et al.*, *Z. Phys.* **C2**, 187 (1979);
 [7] S. Campolillo *et al.*, *Phys. Lett.* **84B**, 281 (1979);
 [8] O. Erriquez *et al.*, *Phys. Lett.* **80B**, 309 (1979);

- [9] V.B. Anikeev *et al.*, *Z. Phys.* **C70**, 39 (1996);
 [10] A.S. Vovenko *et al.*, *Sov. J. Nucl. Phys.* **30**, 527 (1979);
 [11] D.S. Baranov *et al.*, *Phys. Lett.* **81B**, 255 (1979);
 [12] C. Baltay *et al.*, *Phys. Rev. Lett.* **44**, 916 (1980);
 [13] S.J. Barish *et al.*, *Phys. Rev.* **D19**, 2521 (1979);
 [14] N.J. Baker *et al.*, *Phys. Rev.* **D25**, 617 (1982);
 [15] J.V. Allaby *et al.*, *Z. Phys.* **C38**, 403 (1988).

Table 40.2: Total hadronic cross section. Analytic S -matrix and Regge theory suggest a variety of parameterizations of total cross sections at high energies with different areas of applicability and fits quality.

A ranking procedure, based on measures of different aspects of the quality of the fits to the current evaluated experimental database, allows one to single out the following parameterization of highest rank[1]

$$\sigma^{ab} = Z^{ab} + B \log^2(s/s_0) + Y_1^{ab}(s_1/s)^{\eta_1} - Y_2^{ab}(s_1/s)^{\eta_2}, \quad \sigma^{\bar{a}b} = Z^{ab} + B \log^2(s/s_0) + Y_1^{ab}(s_1/s)^{\eta_1} + Y_2^{ab}(s_1/s)^{\eta_2}$$

where Z^{ab} , B , Y_i^{ab} are in mb, s , s_1 , and s_0 are in GeV^2 . The scales s_0 , s_1 , the rate of universal rise of the cross sections B , and exponents η_1 and η_2 are independent of the colliding particles. The scale s_1 is fixed at 1 GeV^2 . Terms $Z^{ab} + B \log^2(s/s_0)$ represent the pomerons. The exponents η_1 and η_2 represent lower-lying C -even and C -odd exchanges, respectively. Requiring $\eta_1 = \eta_2$ results in somewhat poorer fits. In addition to total cross sections σ , the measured ratios of the real-to-imaginary parts of the forward scattering amplitudes $\rho = \text{Re}(T)/\text{Im}(T)$ were included in the fits by using s to u crossing symmetry. Global fits were made to the 2005-updated data for $\bar{p}(p)p$, Σ^-p , $\pi^\pm p$, $K^\pm p$, γp , and $\gamma\gamma$ collisions.

Exact factorization hypothesis in the form $(Z^{\gamma p}, B^{\gamma p}) = \delta \cdot (Z^{pp}, B)$, $(Z^{\gamma\gamma}, B^{\gamma\gamma}) = \delta^2 \cdot (Z^{pp}, B)$ was used to extend the universal rise of the total hadronic cross sections to the $\gamma p \rightarrow \text{hadrons}$ and $\gamma\gamma \rightarrow \text{hadrons}$ collisions. This resulted in reducing the number of adjusted parameters from 21 used for the 2002 edition to 19, and in the higher quality rank of the parameterization. The asymptotic parameters thus obtained were then fixed and used as inputs to a fit to a larger data sample that included cross sections on deuterons (d) and neutrons (n). All fits included data above $\sqrt{s_{\text{min}}} = 5 \text{ GeV}$.

| Fits to $\bar{p}(p)p$, Σ^-p , $\pi^\pm p$, $K^\pm p$, γp , $\gamma\gamma$ | | | Beam/ Target | Fits to groups | | | | χ^2/dof by groups |
|---|-------------------------------------|-------------|-----------------|----------------|--------------|-----------|-----------|---------------------------|
| Z | Y_1 | Y_2 | | Z | Y_1 | Y_2 | B | |
| 35.45(48) | 42.53(1.35) | 33.34(1.04) | $\bar{p}(p)/p$ | 35.45(48) | 42.53(23) | 33.34(33) | 0.308(10) | 1.029 |
| | | | $\bar{p}(p)n$ | 35.80(16) | 40.15(1.59) | 30.00(96) | 0.308(10) | |
| 35.20(1.46) | -199(102) | -264(126) | Σ^-/p | 35.20(1.41) | -199(86) | -264(112) | 0.308(10) | 0.565 |
| 20.86(40) | 19.24(1.22) | 6.03(19) | π^\pm/p | 20.86(3) | 19.24(18) | 6.03(9) | 0.308(10) | 0.955 |
| 17.91(36) | 7.1(1.5) | 13.45(40) | K^\pm/p | 17.91(3) | 7.14(25) | 13.45(13) | 0.308(10) | 0.669 |
| | | | K^\pm/n | 17.87(6) | 5.17(50) | 7.23(28) | 0.308(10) | |
| | 0.0317(6) | | γ/p | | 0.0320(40) | | 0.308(10) | 0.766 |
| | -0.61(62)E-3 | | γ/γ | | -0.58(61)E-3 | | 0.308(10) | |
| $\chi^2/dof = 0.971$, | $B = 0.308(10) \text{ mb}$, | | $\bar{p}(p)/d$ | 64.35(38) | 130(3) | 85.5(1.3) | 0.537(31) | 1.432 |
| $\eta_1 = 0.458(17)$, | $\eta_2 = 0.545(7)$ | | π^\pm/d | 38.62(21) | 59.62(1.53) | 1.60(41) | 0.461(14) | 0.735 |
| $\delta = 0.00308(2)$, | $\sqrt{s_0} = 5.38(50) \text{ GeV}$ | | K^\pm/d | 33.41(20) | 23.66(1.45) | 28.70(37) | 0.449(14) | 0.814 |

The fitted functions are shown in the following figures, along with one-standard-deviation error bands. When the reduced χ^2 is greater than one, a scale factor has been included to evaluate the parameter values, and to draw the error bands. Where appropriate, statistical and systematic errors were combined quadratically in constructing weights for all fits. On the plots, only statistical error bars are shown. Vertical arrows indicate lower limits on the p_{lab} or E_{cm} range used in the fits.

One can find the details of the global fits and ranking procedure, in the paper [1]. Database is practically the same as for the 2004 edition (it was slightly changed in the low energy regions not used in the fits).

Recently, the statement in [1] that the models with $\log^2(s/s_0)$ asymptotic terms work much better than the models with $\log(s/s_0)$ or $(s/s_0)^\epsilon$ terms was confirmed in [2] and [3], based on matching traditional asymptotic parameterizations with low energy data in different ways. Both these references, however, questioned the statement in [1] on the universality of the coefficient of the $\log^2(s/s_0)$ term for all processes with nucleon and gamma targets. The two references give different predictions at superhigh energies: $\sigma_{\pi N}^{as} > \sigma_{NN}^{as}$ [2] and $\sigma_{\pi N}^{as} \sim 2/3 \sigma_{NN}^{as}$ [3]. A broader universality of σ_{tot}^{as} has been recently advocated in [4] for hadron-nucleus collisions. It should be noted that asymptotic rate universality in hadron-deuteron collisions has not been established at available energies (see table).

Computer-readable data files extracted from the PPDS (<http://wwwppds.ihep.su:8001/ppds.html>) are also available at pdg.lbl.gov. (Courtesy of the COMPAS group, IHEP, Protvino, August 2005.)

On-line ‘‘Predictor’’ to calculate σ and ρ for any energy from five high rank models is also available at <http://nuclth02.phys.ulg.ac.be/compete/predictor.html>.

References:

1. J.R. Cudell *et al.* (COMPETE Collab.), Phys. Rev. **D65**, 074024 (2002).
2. K. Igi and M. Ishida, Phys. Rev. **D66**, 034023 (2002), Phys. Lett. **B622**, 286 (2005)
3. M. M. Block and F. Halzen, Phys. Rev. **D70**, 091901 (2004), Phys. Rev. **D72**, 036006 (2005)
4. L. Frankfurt, M. Strikman, and M. Zhalov, Phys. Lett. **B616**, 59 (2005)

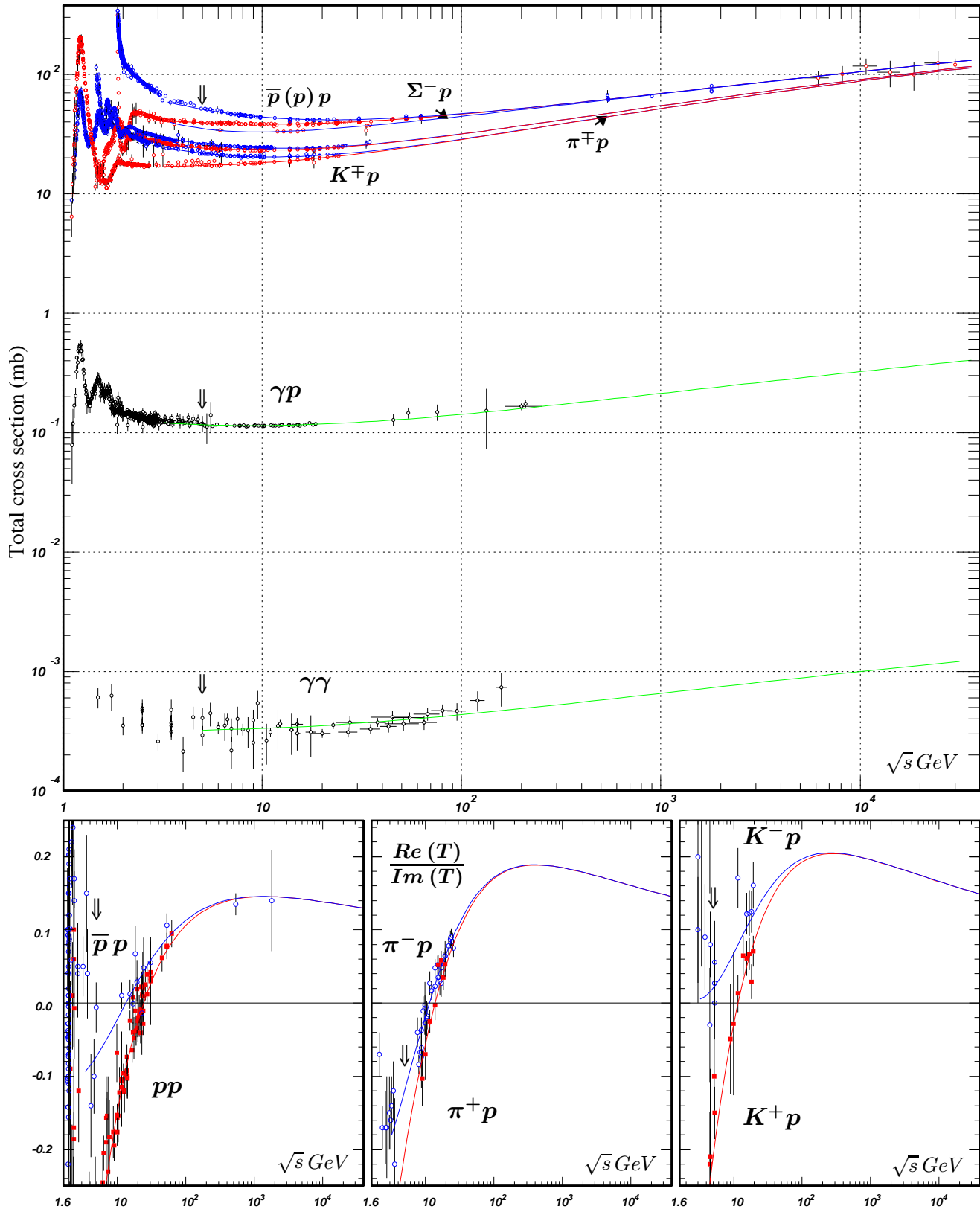


Figure 40.10: Summary of hadronic, γp , and $\gamma\gamma$ total cross sections, and ratio of the real to imaginary parts of the forward hadronic amplitudes. Corresponding computer-readable data files may be found at <http://pdg.lbl.gov/xsect/contents.html>. (Courtesy of the COMPAS group, IHEP, Protvino, August 2005.) See full-color version on color pages at end of book.

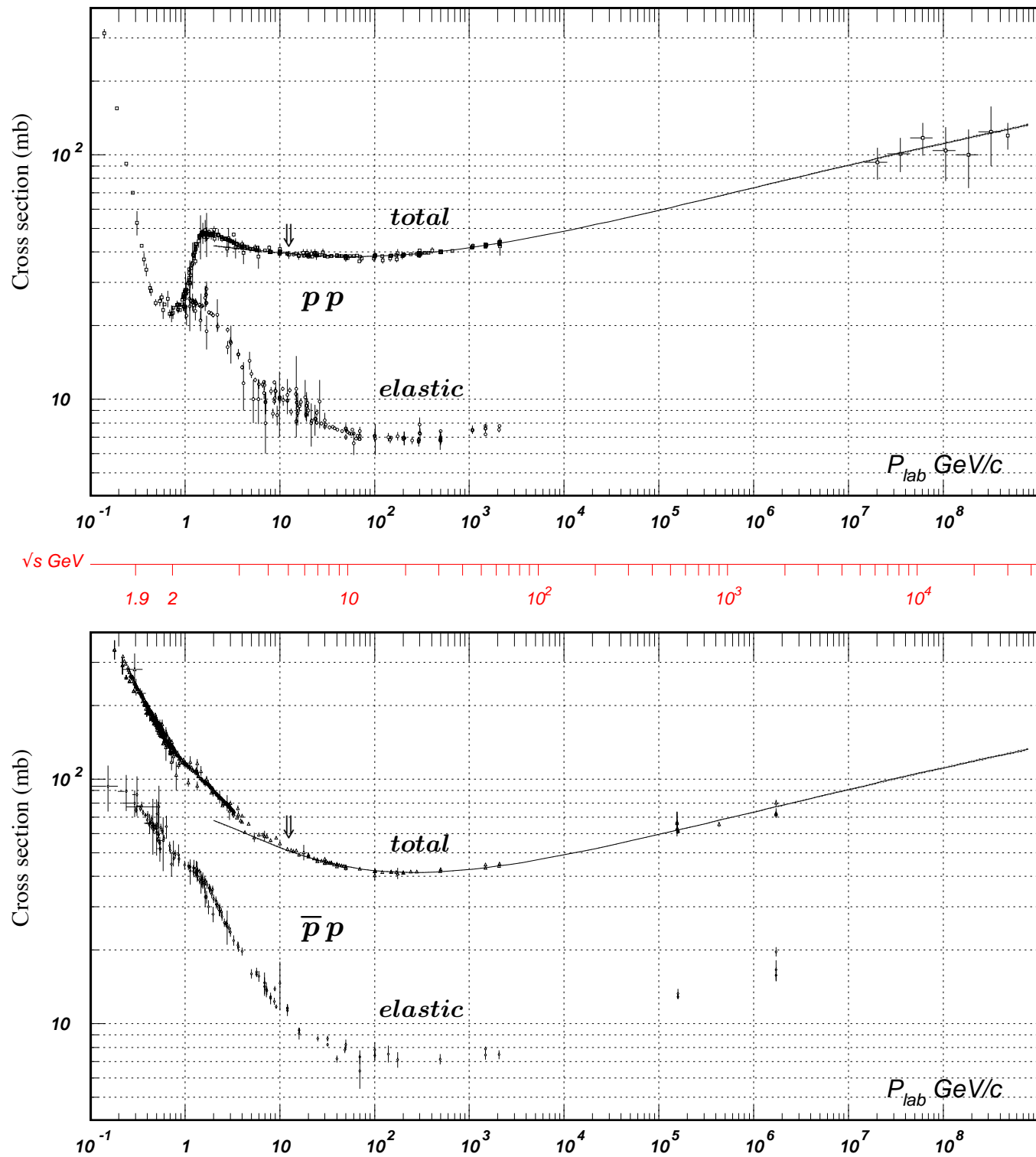


Figure 40.11: Total and elastic cross sections for pp and $\bar{p}p$ collisions as a function of laboratory beam momentum and total center-of-mass energy. Corresponding computer-readable data files may be found at <http://pdg.lbl.gov/xsect/contents.html>. (Courtesy of the COMPAS group, IHEP, Protvino, August 2005.)

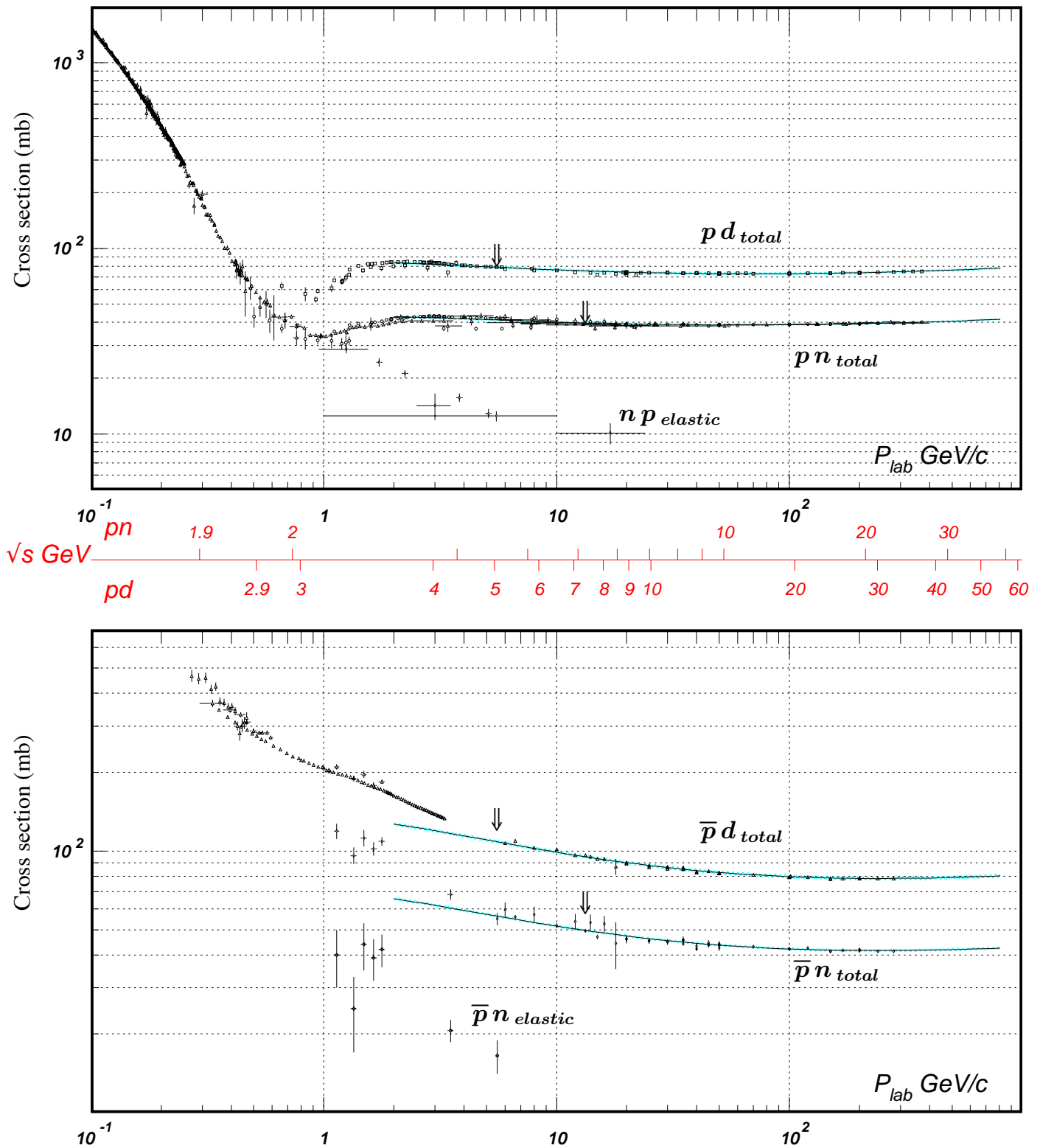


Figure 40.12: Total and elastic cross sections for pd (total only), np , $\bar{p}d$ (total only), and $\bar{p}n$ collisions as a function of laboratory beam momentum and total center-of-mass energy. Corresponding computer-readable data files may be found at <http://pdg.lbl.gov/xsect/contents.html>. (Courtesy of the COMPAS Group, IHEP, Protvino, August 2005.)

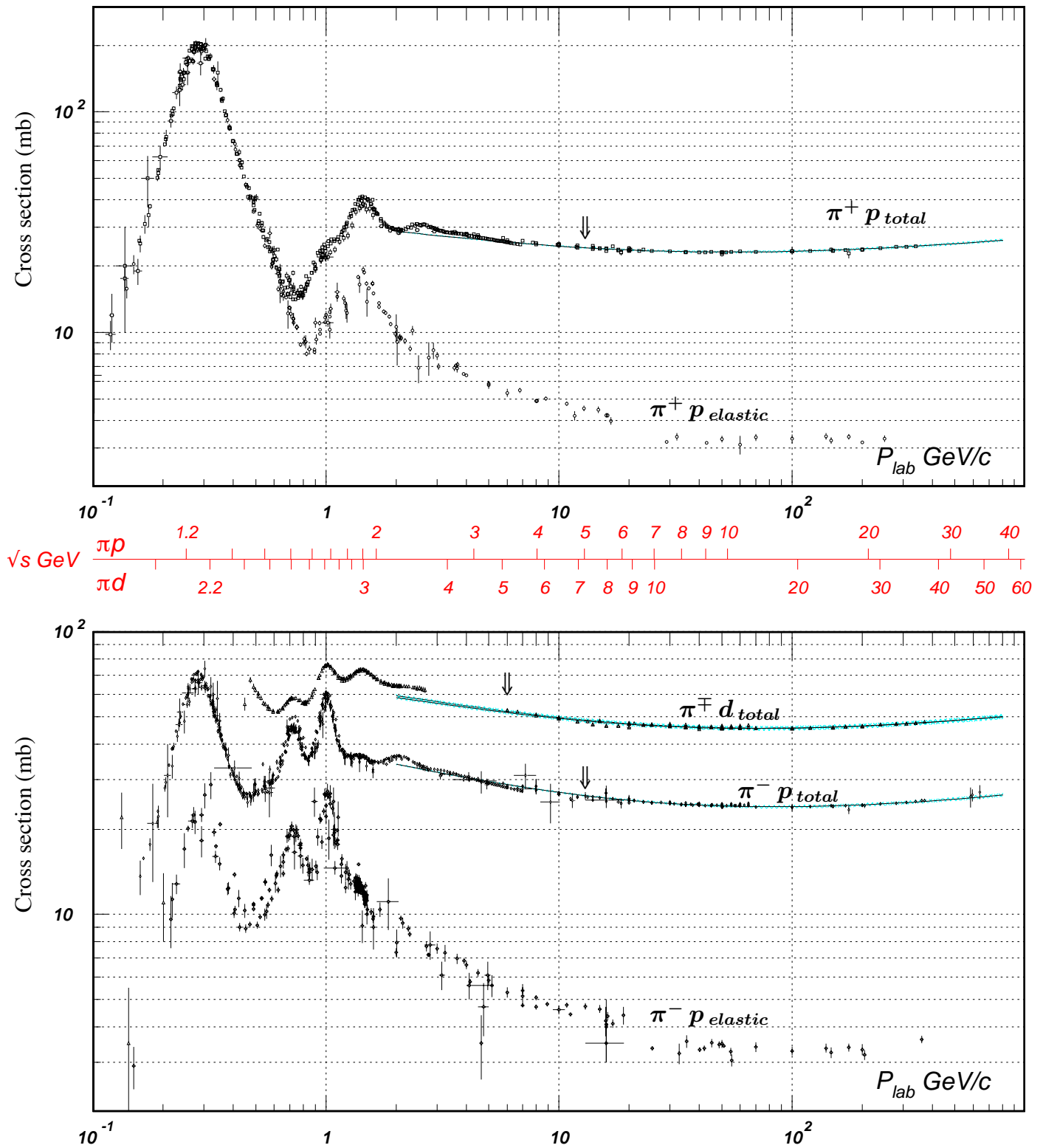


Figure 40.13: Total and elastic cross sections for $\pi^\pm p$ and $\pi^\pm d$ (total only) collisions as a function of laboratory beam momentum and total center-of-mass energy. Corresponding computer-readable data files may be found at <http://pdg.lbl.gov/xsect/contents.html>. (Courtesy of the COMPAS Group, IHEP, Protvino, August 2005.)

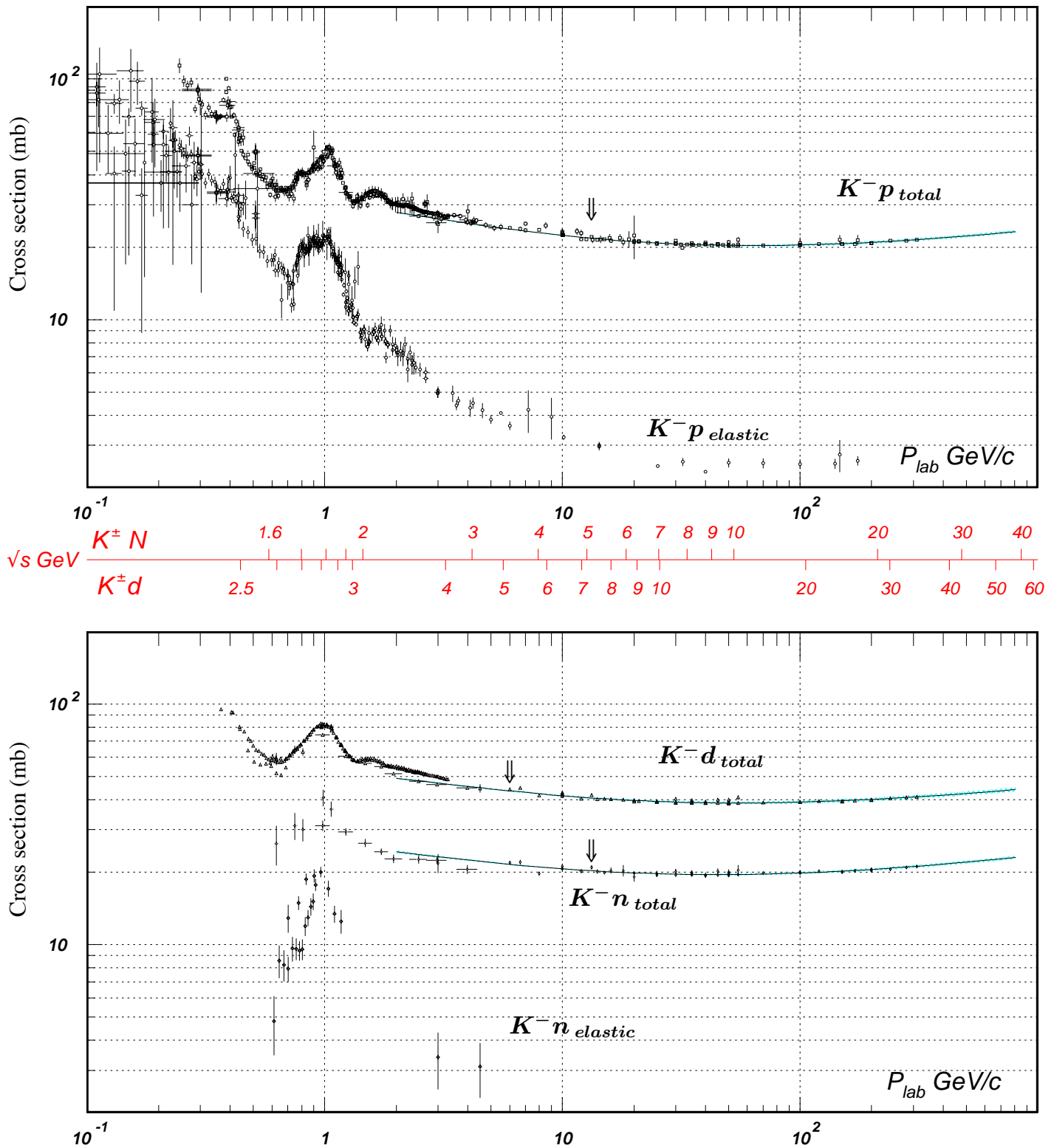


Figure 40.14: Total and elastic cross sections for K^-p and K^-d (total only), and K^-n collisions as a function of laboratory beam momentum and total center-of-mass energy. Corresponding computer-readable data files may be found at <http://pdg.lbl.gov/xsect/contents.html>. (Courtesy of the COMPAS Group, IHEP, Protvino, August 2005.)

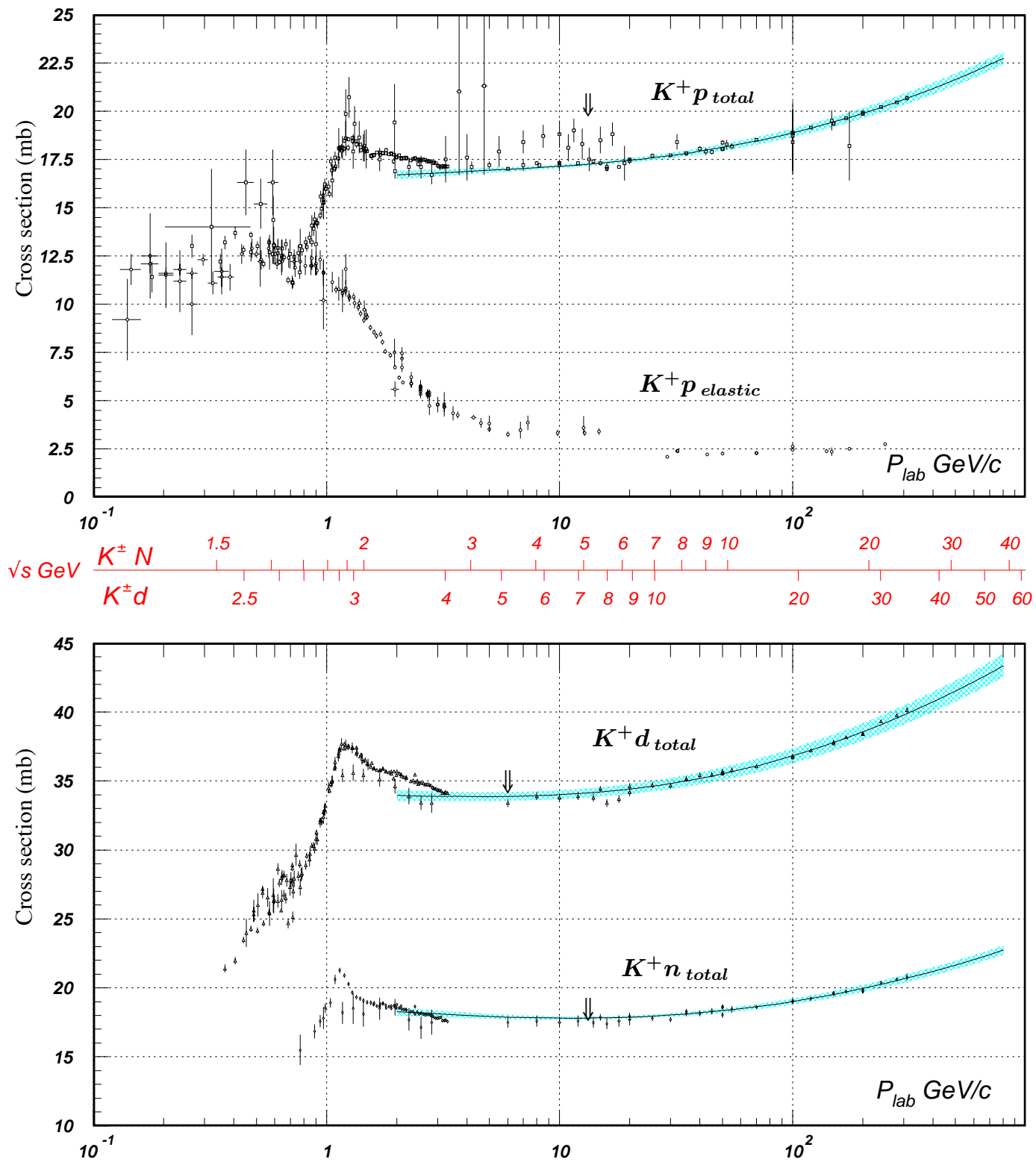


Figure 40.15: Total and elastic cross sections for K^+p and total cross sections for K^+d and K^+n collisions as a function of laboratory beam momentum and total center-of-mass energy. Corresponding computer-readable data files may be found at <http://pdg.lbl.gov/xsect/contents.html>. (Courtesy of the COMPAS Group, IHEP, Protvino, August 2005.)

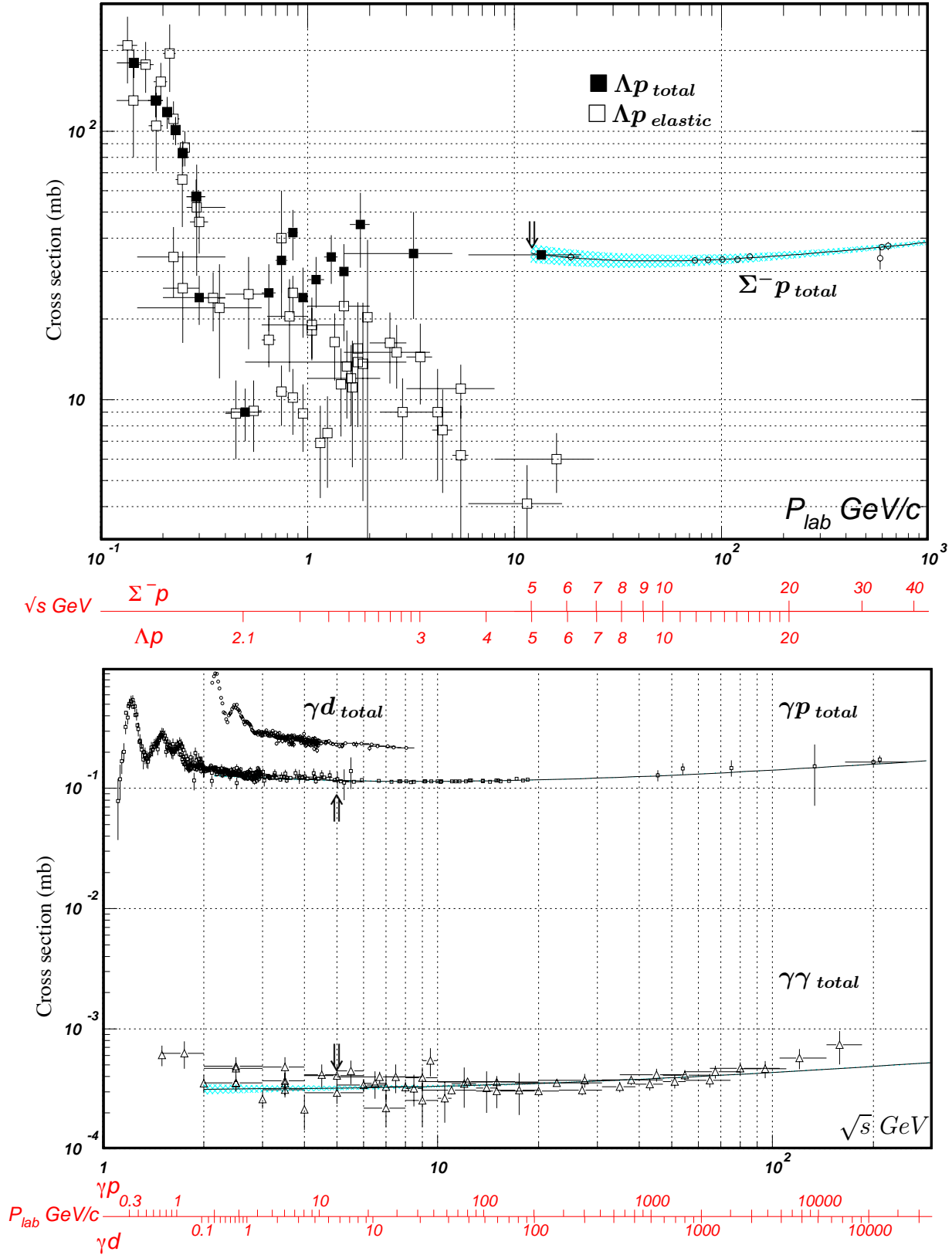


Figure 40.16: Total and elastic cross sections for Λp , total cross section for $\Sigma^- p$, and total hadronic cross sections for γd , γp , and $\gamma\gamma$ collisions as a function of laboratory beam momentum and the total center-of-mass energy. Corresponding computer-readable data files may be found at <http://pdg.lbl.gov/xsect/contents.html>. (Courtesy of the COMPAS group, IHEP, Protvino, August 2005.)