

$$I(J^P) = \frac{1}{2}(0^-)$$

THE CHARGED KAON MASS

Revised 1994 by T.G. Trippe (LBNL).

The average of the six charged kaon mass measurements which we use in the Particle Listings is

$$m_{K^\pm} = 493.677 \pm 0.013 \text{ MeV (S = 2.4) ,} \quad (1)$$

where the error has been increased by the scale factor S. The large scale factor indicates a serious disagreement between different input data. The average before scaling the error is

$$m_{K^\pm} = 493.677 \pm 0.005 \text{ MeV ,}$$

$$\chi^2 = 22.9 \text{ for 5 D.F., Prob. = 0.04% ,} \quad (2)$$

where the high χ^2 and correspondingly low χ^2 probability further quantify the disagreement.

The main disagreement is between the two most recent and precise results,

$$m_{K^\pm} = 493.696 \pm 0.007 \text{ MeV} \quad \text{DENISOV 91}$$

$$m_{K^\pm} = 493.636 \pm 0.011 \text{ MeV (S = 1.5) GALL 88}$$

$$\text{Average} = 493.679 \pm 0.006 \text{ MeV}$$

$$\chi^2 = 21.2 \text{ for 1 D.F., Prob. = 0.0004% ,} \quad (3)$$

both of which are measurements of x-ray energies from kaonic atoms. Comparing the average in Eq. (3) with the overall average in Eq. (2), it is clear that DENISOV 91 and GALL 88 dominate the overall average, and that their disagreement is responsible for most of the high χ^2 .

The GALL 88 measurement was made using four different kaonic atom transitions, $K^- \text{Pb} (9 \rightarrow 8)$, $K^- \text{Pb} (11 \rightarrow 10)$, $K^- \text{W} (9 \rightarrow 8)$, and $K^- \text{W} (11 \rightarrow 10)$. The m_{K^\pm} values they obtain from each of these transitions is shown in the Particle Listings and in Fig. 1. Their $K^- \text{Pb} (9 \rightarrow 8)$ m_{K^\pm} is below and somewhat inconsistent with their other three transitions. The average of their four measurements is

$$m_{K^\pm} = 493.636 \pm 0.007 ,$$

$$\chi^2 = 7.0 \text{ for 3 D.F., Prob. } = 7.2\% . \quad (4)$$

This is a low but acceptable χ^2 probability so, to be conservative, GALL 88 scaled up the error on their average by $S=1.5$ to obtain their published error ± 0.011 shown in Eq. (3) above and used in the Particle Listings average.

The ideogram in Fig. 1 shows that the DENISOV 91 measurement and the GALL 88 $K^- \text{Pb} (9 \rightarrow 8)$ measurement yield two well-separated peaks. One might suspect the GALL 88 $K^- \text{Pb} (9 \rightarrow 8)$ measurement since it is responsible both for the internal inconsistency in the GALL 88 measurements and the disagreement with DENISOV 91.

To see if the disagreement could result from a systematic problem with the $K^- \text{Pb} (9 \rightarrow 8)$ transition, we have separated the CHENG 75 data, which also used $K^- \text{Pb}$, into its separate transitions. Figure 1 shows that the CHENG 75 and GALL 88 $K^- \text{Pb} (9 \rightarrow 8)$ values are consistent, suggesting the possibility of a common effect such as contaminant nuclear γ rays near the $K^- \text{Pb} (9 \rightarrow 8)$ transition energy, although the CHENG 75 errors are too large to make a strong conclusion. The average of all 13 measurements has a χ^2 of 52.6 as shown in Fig. 1 and the first line of Table 1, yielding an unacceptable χ^2 probability of 0.00005%. The second line of Table 1 excludes

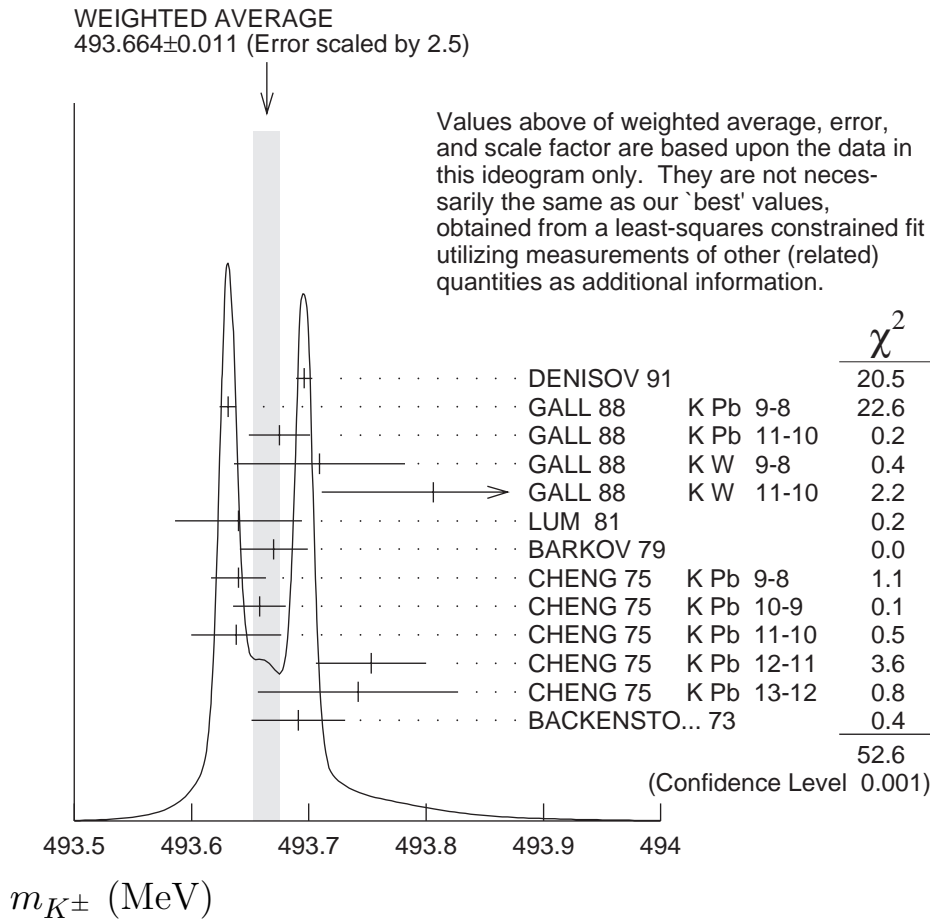


Figure 1: Ideogram of m_{K^\pm} mass measurements. GALL 88 and CHENG 75 measurements are shown separately for each transition they measured.

both the GALL 88 and CHENG 75 measurements of the K^- Pb ($9 \rightarrow 8$) transition and yields a χ^2 probability of 43%. The third [fourth] line of Table 1 excludes only the GALL 88 K^- Pb ($9 \rightarrow 8$) [DENISOV 91] measurement and yields a χ^2 probability of 20% [8.6%]. Table 1 shows that removing both measurements of the K^- Pb ($9 \rightarrow 8$) transition produces the most consistent set of data, but that excluding only the

GALL 88 K^- Pb ($9 \rightarrow 8$) transition or DENISOV 91 also produces acceptable probabilities.

Table 1: m_{K^\pm} averages for some combinations of Fig. 1 data.

m_{K^\pm} (MeV)	χ^2	D.F.	Prob. (%)	Measurements used
493.664 ± 0.004	52.6	12	0.00005	all 13 measurements
493.690 ± 0.006	10.1	10	43	no K^- Pb($9 \rightarrow 8$)
493.687 ± 0.006	14.6	11	20	no GALL 88 K^- Pb($9 \rightarrow 8$)
493.642 ± 0.006	17.8	11	8.6	no DENISOV 91

Yu.M. Ivanov, representing DENISOV 91, has estimated corrections needed for the older experiments because of improved ^{192}Ir and ^{198}Au calibration γ -ray energies. He estimates that CHENG 75 and BACKENSTOSS 73 m_{K^\pm} values could be raised by about 15 keV and 22 keV, respectively. With these estimated corrections, Table 1 becomes Table 2. The last line of Table 2 shows that if such corrections are assumed, then GALL 88 K^- Pb ($9 \rightarrow 8$) is inconsistent with the rest of the data even when DENISOV 91 is excluded. Yu.M. Ivanov warns that these are rough estimates. Accordingly, we do not use Table 2 to reject the GALL 88 K^- Pb ($9 \rightarrow 8$) transition, but we note that a future reanalysis of the CHENG 75 data could be useful because it might provide supporting evidence for such a rejection.

The GALL 88 measurement uses a Ge semiconductor spectrometer which has a resolution of about 1 keV, so they run the risk of some contaminant nuclear γ rays. Studies of γ rays following stopped π^- and Σ^- absorption in nuclei (unpublished) do not show any evidence for contaminants according to GALL 88 spokesperson, B.L. Roberts. The DENISOV 91

Table 2: m_{K^\pm} averages for some combinations of Fig. 1 data after raising CHENG 75 and BACKENSTOSS 73 values by 0.015 and 0.022 MeV respectively.

m_{K^\pm} (MeV)	χ^2	D.F.	Prob. (%)	Measurements used
493.666 ± 0.004	53.9	12	0.00003	all 13 measurements
493.693 ± 0.006	9.0	10	53	no K^- Pb(9 \rightarrow 8)
493.690 ± 0.006	11.5	11	40	no GALL 88 K^- Pb(9 \rightarrow 8)
493.645 ± 0.006	23.0	11	1.8	no DENISOV 91

measurement uses a crystal diffraction spectrometer with a resolution of 6.3 eV for radiation at 22.1 keV to measure the 4f-3d transition in K^- ^{12}C . The high resolution and the light nucleus reduce the probability for overlap by contaminant γ rays, compared with the measurement of GALL 88. The DENISOV 91 measurement is supported by their high-precision measurement of the 4d-2p transition energy in π^- ^{12}C , which is in good agreement with the calculated energy.

While we suspect that the GALL 88 K^- Pb (9 \rightarrow 8) measurements could be the problem, we are unable to find clear grounds for rejecting it. Therefore, we retain their measurement in the average and accept the large scale factor until further information can be obtained from new measurements and/or from reanalysis of GALL 88 and CHENG 75 data.

We thank B.L. Roberts (Boston Univ.) and Yu.M. Ivanov (Petersburg Nuclear Physics Inst.) for their extensive help in understanding this problem.

K^\pm MASS

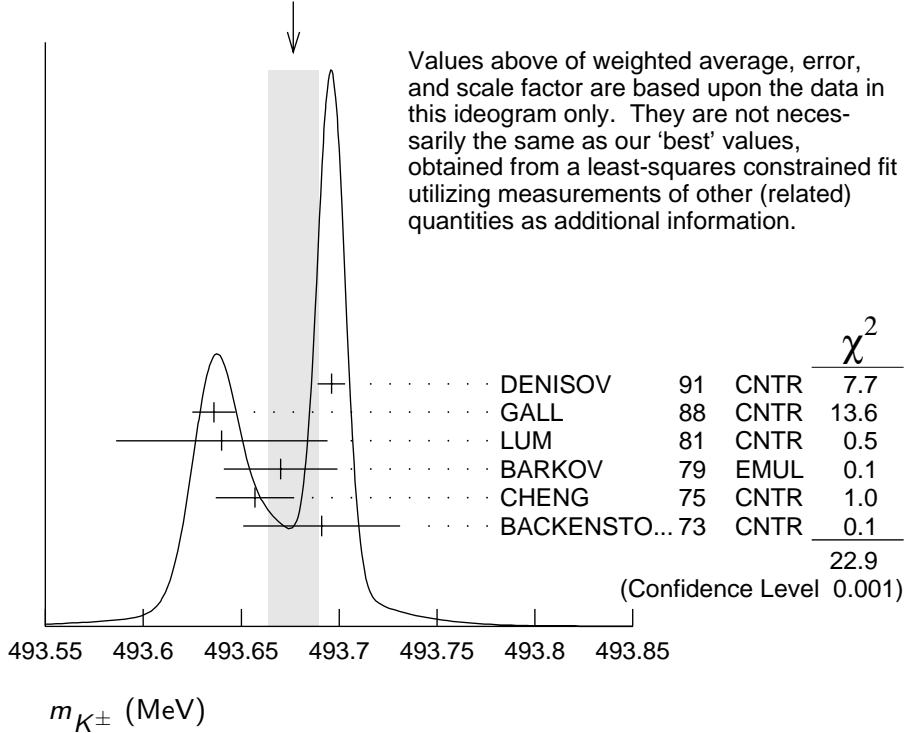
<u>VALUE (MeV)</u>	<u>DOCUMENT ID</u>	<u>TECN</u>	<u>CHG</u>	<u>COMMENT</u>
493.677±0.016 OUR FIT	Error includes scale factor of 2.8.			
493.677±0.013 OUR AVERAGE	Error includes scale factor of 2.4. See the ideogram below.			
493.696±0.007	¹ DENISOV	91	CNTR	— Kaonic atoms
493.636±0.011	² GALL	88	CNTR	— Kaonic atoms
493.640±0.054	LUM	81	CNTR	— Kaonic atoms
493.670±0.029	BARKOV	79	EMUL	± $e^+e^- \rightarrow K^+K^-$
493.657±0.020	² CHENG	75	CNTR	— Kaonic atoms
493.691±0.040	BACKENSTO...73	CNTR	—	Kaonic atoms
● ● ● We do not use the following data for averages, fits, limits, etc. ● ● ●				
493.631±0.007	GALL	88	CNTR	— K^-Pb (9→ 8)
493.675±0.026	GALL	88	CNTR	— K^-Pb (11→ 10)
493.709±0.073	GALL	88	CNTR	— K^-W (9→ 8)
493.806±0.095	GALL	88	CNTR	— K^-W (11→ 10)
493.640±0.022±0.008	³ CHENG	75	CNTR	— K^-Pb (9→ 8)
493.658±0.019±0.012	³ CHENG	75	CNTR	— K^-Pb (10→ 9)
493.638±0.035±0.016	³ CHENG	75	CNTR	— K^-Pb (11→ 10)
493.753±0.042±0.021	³ CHENG	75	CNTR	— K^-Pb (12→ 11)
493.742±0.081±0.027	³ CHENG	75	CNTR	— K^-Pb (13→ 12)

¹ Error increased from 0.0059 based on the error analysis in IVANOV 92.

² This value is the authors' combination of all of the separate transitions listed for this paper.

³ The CHENG 75 values for separate transitions were calculated from their Table 7 transition energies. The first error includes a 20% systematic error in the noncircular contaminant shift. The second error is due to a ±5 eV uncertainty in the theoretical transition energies.

WEIGHTED AVERAGE
 493.677 ± 0.013 (Error scaled by 2.4)



$m_{K^+} - m_{K^-}$

Test of *CPT*.

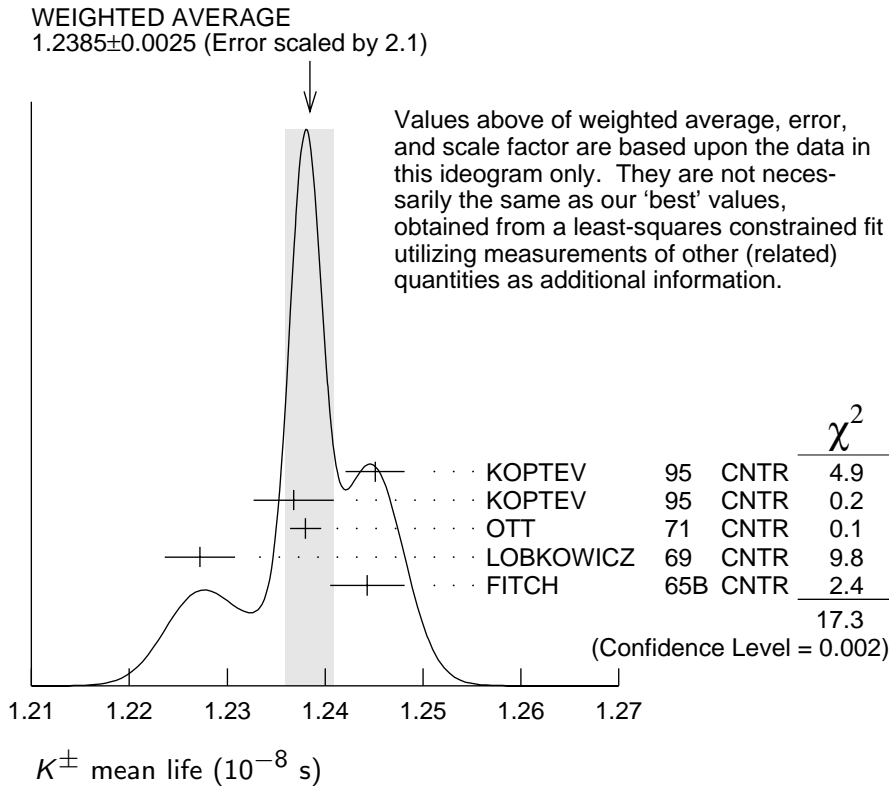
<u>VALUE (MeV)</u>	<u>EVTS</u>	<u>DOCUMENT ID</u>	<u>TECN</u>	<u>CHG</u>
-0.032 ± 0.090	1.5M	⁴ FORD	72 ASPK	±

⁴ FORD 72 uses $m_{\pi^+} - m_{\pi^-} = +28 \pm 70$ keV.

K^\pm MEAN LIFE

<u>VALUE (10^{-8} s)</u>	<u>EVTS</u>	<u>DOCUMENT ID</u>	<u>TECN</u>	<u>CHG</u>	<u>COMMENT</u>
1.2384 ± 0.0024 OUR FIT					Error includes scale factor of 2.0.
1.2385 ± 0.0025 OUR AVERAGE					Error includes scale factor of 2.1. See the ideogram below.
1.2451 ± 0.0030	250k	KOPTEV	95 CNTR		<i>K</i> at rest, U target
1.2368 ± 0.0041	150k	KOPTEV	95 CNTR		<i>K</i> at rest, Cu target
1.2380 ± 0.0016	3M	OTT	71 CNTR	+	<i>K</i> at rest
1.2272 ± 0.0036		LOBKOWICZ	69 CNTR	+	<i>K</i> in flight
1.2443 ± 0.0038		FITCH	65B CNTR	+	<i>K</i> at rest
● ● ● We do not use the following data for averages, fits, limits, etc. ● ● ●					
1.2415 ± 0.0024	400k	⁵ KOPTEV	95 CNTR		<i>K</i> at rest
1.221 ± 0.011		FORD	67 CNTR	±	
1.231 ± 0.011		BOYARSKI	62 CNTR	+	

⁵ KOPTEV 95 report this weighted average of their U-target and Cu-target results, where they have weighted by $1/\sigma$ rather than $1/\sigma^2$.



$$(\tau_{K^+} - \tau_{K^-}) / \tau_{\text{average}}$$

This quantity is a measure of *CPT* invariance in weak interactions.

VALUE (%)	DOCUMENT ID	TECN
0.11 ± 0.09 OUR AVERAGE	Error includes scale factor of 1.2.	
0.090 ± 0.078	LOBKOWICZ 69	CNTR
0.47 ± 0.30	FORD 67	CNTR

RARE KAON DECAYS

(Revised November 2003 by L. Littenberg, BNL and G. Valencia, Iowa State University)

A. Introduction: There are several useful reviews on rare kaon decays and related topics [1–14]. The current activity in rare kaon decays can be divided roughly into four categories:

1. Searches for explicit violations of the Standard Model
2. Measurements of Standard Model parameters

3. Searches for CP violation
4. Studies of strong interactions at low energy.

The paradigm of Category 1 is the lepton flavor violating decay $K_L \rightarrow \mu e$. Category 2 includes processes such as $K^+ \rightarrow \pi^+ \nu \bar{\nu}$, which is sensitive to $|V_{td}|$. Much of the interest in Category 3 is focused on the decays $K_L \rightarrow \pi^0 \ell \bar{\ell}$, where $\ell \equiv e, \mu, \nu$. Category 4 includes reactions like $K^+ \rightarrow \pi^+ \ell^+ \ell^-$ which constitute a testing ground for the ideas of chiral perturbation theory. Other reactions of this type are $K_L \rightarrow \pi^0 \gamma \gamma$ and $K_L \rightarrow \ell^+ \ell^- \gamma$. The former is important in understanding a CP -conserving contribution to $K_L \rightarrow \pi^0 \ell^+ \ell^-$, whereas the latter could shed light on long distance contributions to $K_L \rightarrow \mu^+ \mu^-$.

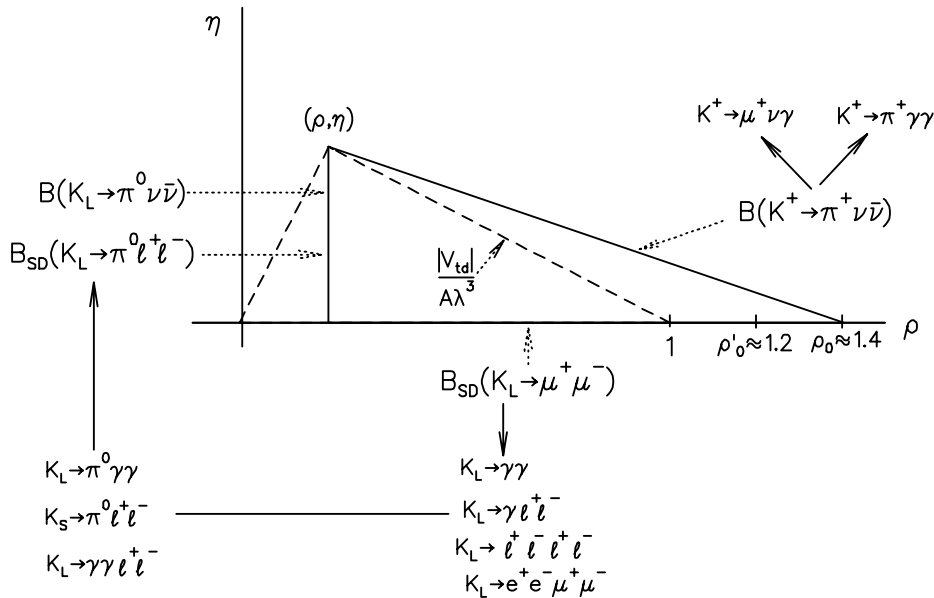


Figure 1: Role of rare kaon decays in determining the unitarity triangle. The solid arrows point to auxiliary modes needed to interpret the main results.

The interplay between Categories 2-4 can be illustrated in Fig. 1. The modes $K \rightarrow \pi\nu\bar{\nu}$ are the cleanest ones theoretically. They can provide accurate determinations of certain CKM parameters (shown in the figure). In combination with alternate determinations of these parameters they also constrain new interactions. The modes $K_L \rightarrow \pi^0 e^+ e^-$ and $K_L \rightarrow \mu^+ \mu^-$ are also sensitive to CKM parameters. However, they suffer from a series of hadronic uncertainties that can be addressed, at least in part, through a systematic study of the additional modes indicated in the figure.

B. Explicit violations of the Standard Model: Most of the activity here is in searches for lepton flavor violation (LFV). This is motivated by the fact that many extensions of the minimal Standard Model violate lepton flavor and by the potential to access very high energy scales. For example, the tree-level exchange of a LFV vector boson of mass M_X that couples to left-handed fermions with electroweak strength and without mixing angles yields $B(K_L \rightarrow \mu e) = 4.7 \times 10^{-12} (148 \text{ TeV}/M_X)^4$ [5]. This simple dimensional analysis may be used to read from Table 1 that the reaction $K_L \rightarrow \mu e$ is already probing scales of over 100 TeV. Table 1 summarizes the present experimental situation vis a vis LFV. The decays $K_L \rightarrow \mu^\pm e^\mp$ and $K^+ \rightarrow \pi^+ e^\mp \mu^\pm$ (or $K_L \rightarrow \pi^0 e^\mp \mu^\pm$) provide complementary information on potential family number violating interactions since the former is sensitive to parity-odd couplings and the latter is sensitive to parity-even couplings. Limits on certain lepton-number violating kaon decays [15,16] also exist. Related searches in μ and τ processes are discussed in our section “Tests of Conservation Laws”.

Table 1: Searches for lepton flavor violation in K decay

Mode	90% CL upper limit	Exp't	Yr./Ref.
$K^+ \rightarrow \pi^+ e^- \mu^+$	1.2×10^{-11}	BNL-865 (prelim.)	2003/Ref. 17
$K^+ \rightarrow \pi^+ e^+ \mu^-$	5.2×10^{-10}	BNL-865	2001/Ref. 15
$K_L \rightarrow \mu e$	4.7×10^{-12}	BNL-871	1998/Ref. 18
$K_L \rightarrow \pi^0 e \mu$	3.4×10^{-10}	KTeV (prelim.)	2003/Ref. 19

Physics beyond the SM is also pursued through the search for $K^+ \rightarrow \pi^+ X^0$, where X^0 is a very light, noninteracting particle (*e.g.* hyperphoton, axion, familon, *etc.*). The 90% CL upper limit on this process is 5.9×10^{-11} [20].

C. Measurements of Standard Model parameters: Until 1997, searches for $K^+ \rightarrow \pi^+ \nu \bar{\nu}$ were motivated by the possibility of observing non-SM physics because the sensitivity attained was far short of the SM prediction for this decay [21] and long-distance contributions are known to be quite small [2,22]. Since then, BNL-787 has observed two candidate events [20,23], yielding a branching ratio of $(1.57_{-0.82}^{+1.75}) \times 10^{-10}$ [20]. At this level, this reaction becomes interesting from the point of view of constraining SM parameters. An upgrade to the experiment to collect roughly an order of magnitude more sensitivity is in progress [24]. A new experiment with a sensitivity goal of $\sim 10^{-12}$ /event was given scientific approval at FNAL [25] in 2001, but as of the end of 2003 its outlook is less certain. In the future this mode may provide grounds for precision tests of the flavor structure of the Standard Model [26]. The branching

ratio can be written in terms of the very well-measured K_{e3} rate as [2]:

$$\begin{aligned} \text{B}(K^+ \rightarrow \pi^+ \nu \bar{\nu}) &= \frac{\alpha^2 \text{B}(K^+ \rightarrow \pi^0 e^+ \nu)}{V_{us}^2 2\pi^2 \sin^4 \theta_W} \\ &\times \sum_{l=e,\mu,\tau} |V_{cs}^* V_{cd} X_{NL}^\ell + V_{ts}^* V_{td} X(m_t)|^2 \quad (1) \end{aligned}$$

to eliminate the *a priori* unknown hadronic matrix element. Isospin breaking corrections to the ratio of matrix elements reduce this rate by 10% [27]. In Eq. (1) the Inami-Lim function $X(m_t)$ is of order 1 [28], and X_{NL}^ℓ is several hundred times smaller. This form exhibits the strong dependence of this branching ratio on $|V_{td}|$. QCD corrections, which mainly affect X_{NL}^ℓ , are known at next-to-leading order [12,29] and lead to a residual error of $< 10\%$ for the decay amplitude. Evaluating the constants in Eq. (1), one can cast this result in terms of the CKM parameters A , ρ and η (see our Section on “The Cabibbo-Kobayashi-Maskawa mixing matrix”) [12]

$$\text{B}(K^+ \rightarrow \pi^+ \nu \bar{\nu}) \approx 1.0 \times 10^{-10} A^4 [\eta^2 + (\rho_o - \rho)^2] \quad (2)$$

where $\rho_o \equiv 1 + (\frac{2}{3} X_{NL}^e + \frac{1}{3} X_{NL}^\tau) / (A^2 V_{us}^4 X(m_t)) \approx 1.4$. Thus, $\text{B}(K^+ \rightarrow \pi^+ \nu \bar{\nu})$ determines a circle in the ρ, η plane with center $(\rho_o, 0)$ and radius $\approx \frac{1}{A^2} \sqrt{\frac{\text{B}(K^+ \rightarrow \pi^+ \nu \bar{\nu})}{1.0 \times 10^{-10}}}$. Current constraints on the CKM parameters lead to a predicted branching ratio $(7.2 \pm 2.1) \times 10^{-11}$ [30], near the lower end of the BNL-787 measurement.

The decay $K_L \rightarrow \mu^+ \mu^-$ also has a short distance contribution sensitive to the CKM parameter ρ , given by [12]:

$$\text{B}_{\text{SD}}(K_L \rightarrow \mu^+ \mu^-) \approx 1.6 \times 10^{-9} A^4 (\rho'_o - \rho)^2 \quad (3)$$

where ρ'_o depends on the charm quark mass and is approximately 1.2. This decay, however, is dominated by a long-distance contribution from a two-photon intermediate state. The absorptive (imaginary) part of the long-distance component is determined by the measured rate for $K_L \rightarrow \gamma\gamma$ to be $B_{\text{abs}}(K_L \rightarrow \mu^+\mu^-) = (7.07 \pm 0.18) \times 10^{-9}$; and it almost completely saturates the observed rate $B(K_L \rightarrow \mu^+\mu^-) = (7.18 \pm 0.17) \times 10^{-9}$ [31]. The difference between the observed rate and the absorptive component can be attributed to the (coherent) sum of the short-distance amplitude and the real part of the long-distance amplitude. In order to use this mode to constrain ρ it is, therefore, necessary to know the real part of the long-distance contribution. Unlike the absorptive part, the real part of the long-distance contribution cannot be derived from the measured rate for $K_L \rightarrow \gamma\gamma$. At present it is not possible to compute this long-distance component reliably, and therefore it is not possible to constrain ρ from this mode in a model independent way [32]. Several hadronic models exist to estimate this long-distance component [33,34] and are commonly used to place rough bounds on new physics contributions to the $K_L \rightarrow \mu^+\mu^-$ rate [35,36]. The decay $K_L \rightarrow e^+e^-$ is completely dominated by long distance physics and is easier to estimate. The result, $B(K_L \rightarrow e^+e^-) \sim 9 \times 10^{-12}$ [32,34], is in good agreement with the BNL-871 measurement, $(8.7^{+5.7}_{-4.1}) \times 10^{-12}$ [37].

D. Searches for direct CP violation: The mode $K_L \rightarrow \pi^0\nu\bar{\nu}$ is dominantly *CP*-violating and free of hadronic uncertainties [2,38,39]. In the Standard Model this mode is dominated by an intermediate top-quark state and does not suffer from the small uncertainty associated with the charm-quark intermediate

state that affects the mode $K^+ \rightarrow \pi^+ \nu \bar{\nu}$. The branching ratio is given approximately by Ref. 12:

$$B(K_L \rightarrow \pi^0 \nu \bar{\nu}) \approx 4.1 \times 10^{-10} A^4 \eta^2 . \quad (4)$$

With current constraints on the CKM parameters this leads to a predicted branching ratio $(2.8 \pm 1.0) \times 10^{-11}$ [30]. The current experimental upper bound is $B(K_L \rightarrow \pi^0 \nu \bar{\nu}) \leq 5.9 \times 10^{-7}$ [40]. The 90% CL bound on $K^+ \rightarrow \pi^+ \nu \bar{\nu}$ provides a nearly model independent bound $B(K_L \rightarrow \pi^0 \nu \bar{\nu}) < 1.7 \times 10^{-9}$ [41]. A KEK experiment to reach the 3×10^{-10} /event level [42] is scheduled to begin data-taking in early 2004. The KOPIO [43] experiment aims to reach the 6×10^{-13} /event level for $K_L \rightarrow \pi^0 \nu \bar{\nu}$ at the BNL AGS. A Letter of Intent for an experiment of similar sensitivity has been submitted to the J-PARC PAC [44].

There has been much theoretical work on possible contributions to ϵ'/ϵ and rare K decays in supersymmetric extensions of the SM. While in the simplest case of the MSSM with no new sources of flavor or CP violation the main effect is a suppression of the rare K decays [45], substantial enhancements are possible in more general SUSY models [35,46]. Other recent predictions of the possible effects of new physics on rare kaon decays include those of large extra dimensions [47] and of effective theories with minimal flavor violation [36].

The decay $K_L \rightarrow \pi^0 e^+ e^-$ also has sensitivity to the CKM parameter η through its CP -violating component. There are both direct and indirect CP -violating amplitudes which can interfere. The direct CP -violating amplitude is short distance dominated and has been calculated in detail within the SM [9]. The indirect CP -violating amplitude can be inferred from

a measurement of $K_S \rightarrow \pi^0 e^+ e^-$. The complete CP -violating contribution to the rate can be written as [50]:

$$B_{CPV} \approx (15.3a_s^2 \pm 35A^2\eta|a_s| + 74.4A^4\eta^2) \times 10^{-12}. \quad (5)$$

The parameter a_s has recently been extracted by NA48 from a measurement of the decay $K_S \rightarrow \pi^0 e^+ e^-$ with the result $|a_s| = 1.06_{-0.21}^{+0.26} \pm 0.07$ [51]. With current constraints on the CKM parameters this implies that

$$B_{CPV} \approx (17.2 \pm 9.4 + 4.7) \times 10^{-12}. \quad (6)$$

The indirect CP violation is larger than the direct CP violation. While the sign of the interference is *a priori* unknown, arguments in favor of a positive sign have been put forward in Ref. 52.

This mode also has a CP -conserving component dominated by a two-photon intermediate state that cannot be computed reliably at present. This component has an absorptive part that can be, in principle, determined from a detailed analysis of $K_L \rightarrow \pi^0 \gamma \gamma$. To understand the rate and the shape of the distribution $d\Gamma/dm_{\gamma\gamma}$ in $K_L \rightarrow \pi^0 \gamma \gamma$ within chiral perturbation theory it is necessary to go beyond leading order, and this introduces three (a priori) unknown parameters [53]. Both KTeV and NA48 analyze their $K_L \rightarrow \pi^0 \gamma \gamma$ data assuming vector meson dominance and extract from this analysis a bound on the CP -conserving rate in $K_L \rightarrow \pi^0 e^+ e^-$ using the model of Ref. [54]. The two experiments report conflicting results. The more recent NA48 data finds a negligible rate in the low $m_{\gamma\gamma}$ region suggesting a very small CP -conserving component in $K_L \rightarrow \pi^0 e^+ e^-$, $B_{CP}(K_L \rightarrow \pi^0 e^+ e^-) = (0.47_{-0.18}^{+0.22}) \times 10^{-12}$ [55]. On the other hand KTeV reported a larger fraction of $K_L \rightarrow \pi^0 \gamma \gamma$ in the low $m_{\gamma\gamma}$ region, favoring a larger CP -conserving rate

$B_{\text{CP}}(K_L \rightarrow \pi^0 e^+ e^-)$ between $1 - 2 \times 10^{-12}$ [56]. In addition to this difference between the two experiments, there remain two other sources of uncertainty in the prediction for the CP -conserving rate in $K_L \rightarrow \pi^0 e^+ e^-$. The first one arises from the way the $K_L \rightarrow \pi^0 \gamma \gamma$ amplitude is parameterized [57] assuming vector meson dominance, and the second one reflects the model dependence of the form factor connecting the two modes [52]. For the $K_L \rightarrow \pi^0 \gamma \gamma$ rates, KTeV finds $B(K_L \rightarrow \pi^0 \gamma \gamma) = (1.68 \pm 0.07_{\text{stat}} \pm 0.08_{\text{sys}}) \times 10^{-6}$ [56], whereas NA48 finds $B(K_L \rightarrow \pi^0 \gamma \gamma) = (1.36 \pm 0.03_{\text{stat}} \pm 0.03_{\text{sys}} \pm 0.03_{\text{norm}}) \times 10^{-6}$ [55].

The related process, $K_L \rightarrow \pi^0 \gamma e^+ e^-$, is potentially an additional background in some region of phase space [58]. This process has been observed with a branching ratio of $(2.34 \pm 0.35_{\text{stat}} \pm 0.13_{\text{sys}}) \times 10^{-8}$ [59].

The decay $K_L \rightarrow \gamma \gamma e^+ e^-$ constitutes the dominant background to $K_L \rightarrow \pi^0 e^+ e^-$. It was first observed by BNL-845 [60] and subsequently confirmed with a much larger sample by FNAL-799 [61]. It has been estimated that this background will enter at the level of 3×10^{-10} [62,63], comparable to or larger than the signal level. Because of this, the observation of $K_L \rightarrow \pi^0 e^+ e^-$ will depend on background subtraction with good statistics. Possible alternative strategies are discussed in Ref. 52 and references cited therein.

The published 90% CL upper bound for the process $K_L \rightarrow \pi^0 e^+ e^-$ is 5.1×10^{-10} [63]. There is now a preliminary 90% CL upper bound of 2.8×10^{-10} [64]. For the closely related muonic process, the published upper bound is $B(K_L \rightarrow \pi^0 \mu^+ \mu^-) \leq 3.8 \times 10^{-10}$ [65]. KTeV has additional data corresponding to about a factor 1.3 in sensitivity for the latter reaction that is still to be analyzed.

A recent study of $K_L \rightarrow \pi^0 \mu^+ \mu^-$ has indicated that it might be possible to extract the direct CP -violating contribution by a joint study of the Dalitz plot variables and the components of the μ^+ polarization [66]. The latter tends to be quite substantial so that large statistics may not be necessary.

E. Other long distance dominated modes:

The decays $K^+ \rightarrow \pi^+ \ell^+ \ell^-$ ($\ell = e$ or μ) have received considerable attention. The rate and spectrum have been measured for both the electron and muon modes [67,68]. Ref. 50 has proposed a parameterization inspired by chiral perturbation theory, which provides a successful description of data but indicates the presence of large corrections beyond leading order. More work is needed to fully understand the origin of these large corrections.

Much information has been recorded by KTeV and NA48 on the rates and spectrum for the Dalitz pair conversion modes $K_L \rightarrow \ell^+ \ell^- \gamma$ [69], and $K_L \rightarrow \ell^+ \ell^- \ell'^+ \ell'^-$ for $\ell, \ell' = e$ or μ [16,70–72]. All these results are used to test hadronic models and could further our understanding of the long distance component in $K_L \rightarrow \mu^+ \mu^-$.

References

1. D. Bryman, Int. J. Mod. Phys. **A4**, 79 (1989).
2. J. Hagelin and L. Littenberg, Prog. in Part. Nucl. Phys. **23**, 1 (1989).
3. R. Battiston *et al.*, Phys. Reports **214**, 293 (1992).
4. L.Littenberg and G. Valencia, Ann. Rev. Nucl. and Part. Sci. **43**, 729 (1993).
5. J. Ritchie and S. Wojcicki, Rev. Mod. Phys. **65**, 1149 (1993).
6. B. Winstein and L. Wolfenstein, Rev. Mod. Phys. **65**, 1113 (1993).

7. G. D'Ambrosio, G. Ecker, G. Isidori and H. Neufeld, *Radiative Non-Leptonic Kaon Decays*, in The DAΦNE Physics Handbook (second edition), eds. L. Maiani, G. Pancheri, and N. Paver (Frascati), Vol. I, 265 (1995).
8. A. Pich, Rept. on Prog. in Phys. **58**, 563 (1995).
9. G. Buchalla, A.J. Buras, and M.E. Lautenbacher, Rev. Mod. Phys. **68**, 1125 (1996).
10. G. D'Ambrosio and G. Isidori, Int. J. Mod. Phys. **A13**, 1 (1996).
11. P. Buchholz and B. Renk Prog. in Part. Nucl. Phys. **39**, 253 (1997).
12. A.J. Buras and R. Fleischer, TUM-HEP-275-97, hep-ph/9704376, *Heavy Flavours II*, World Scientific, eds. A.J. Buras and M. Lindner (1997), 65–238.
13. A.J. Buras, TUM-HEP-349-99, Lectures given at Lake Louise Winter Institute: Electroweak Physics, Lake Louise, Alberta, Canada, 14–20 Feb. 1999.
14. A.R. Barker and S.H. Kettell, Ann. Rev. Nucl. and Part. Sci. **50**, 249 (2000).
15. R. Appel *et al.*, Phys. Rev. Lett. **85**, 2877 (2000).
16. A. Alavi-Harati *et al.*, Phys. Rev. Lett. **90**, 141801 (2003).
17. A. Sher “Lepton Flavor Violating Decay $K^+ \rightarrow \pi^+ \mu^+ e^-$ ”, Universität Zürich Thesis, Oct 2003; R. Appel *et al.*, Phys. Rev. Lett. **85**, 2450 (2000).
18. D. Ambrose *et al.*, Phys. Rev. Lett. **81**, 5734 (1998).
19. A. Bellavance “Search for the lepton-flavor-number violating decay $K_L \rightarrow \pi^0 \mu^\pm e^\mp$ in the full E799II KTeV dataset” Rice University Thesis, Jan 2003.
20. S. Adler *et al.*, Phys. Rev. Lett. **88**, 041803 (2002).
21. I. Bigi and F. Gabbiani, Nucl. Phys. **B367**, 3 (1991).
22. M. Lu and M.B. Wise, Phys. Lett. **B324**, 461 (1994); A.F. Falk, A. Lewandowski, and A.A. Petrov, Phys. Lett. **B505**, 107 (2001).
23. S. Adler *et al.*, Phys. Rev. Lett. **84**, 3768 (2000).
24. M. Aoki *et al.*, AGS Proposal 949, October 1998.

25. P.S. Cooper, Nucl. Phys. (Proc. Supp.) **B99N3**, 121 (2001).
26. G. D'Ambrosio and G. Isidori, Phys. Lett. **B530**, 108 (2002).
27. W. Marciano and Z. Parsa, Phys. Rev. **D53**, 1 (1996).
28. T. Inami and C.S. Lim, Prog. Theor. Phys. **65**, 297 (1981);
erratum Prog. Theor. Phys. **65**, 172 (1981).
29. G. Buchalla and A.J. Buras Nucl. Phys. **B548**, 309 (1999);
M. Misiak and J. Urban, Phys. Lett. **B451**, 161 (1999).
30. M. Battaglia *et al.*, "The CKM matrix and the unitarity triangle", hep-ph/0304132.
31. D. Ambrose *et al.*, Phys. Rev. Lett. **84**, 1389 (2000).
32. G. Valencia, Nucl. Phys. **B517**, 339 (1998).
33. G. D'Ambrosio, G. Isidori, and J. Portoles, Phys. Lett. **B423**, 385 (1998).
34. D. Gomez-Dumm and A. Pich, Phys. Rev. Lett. **80**, 4633 (1998).
35. A.J. Buras and L. Silvestrini Nucl. Phys. **B546**, 299 (1999).
36. G. D'Ambrosio *et al.*, Nucl. Phys. **B645**, 155 (2002).
37. D. Ambrose *et al.*, Phys. Rev. Lett. **81**, 4309 (1998).
38. L. Littenberg, Phys. Rev. **D39**, 3322 (1989).
39. G. Buchalla and G. Isidori Phys. Lett. **B440**, 170 (1998).
40. A. Alavi-Harati *et al.*, Phys. Rev. **D61**, 072006 (2000).
41. Y. Grossman and Y. Nir, Phys. Lett. **B398**, 163 (1997).
42. T. Inagaki *et al.*, KEK Internal 96-13, November 1996.
43. I-H. Chiang *et al.*, "KOPIO—a search for $K_L \rightarrow \pi^0 \nu \bar{\nu}$ ",
in RSVP proposal to the National Science Foundation
(October 1999).
44. Y.B. Hsiung *et al.*, "Measurement of the $K_L \rightarrow \pi^0 \nu \bar{\nu}$
Branching Ratio", submitted to the J-PARC Committee
for Nuclear and Particle Physics Experimental Facility.
45. A.J. Buras *et al.*, Nucl. Phys. **B592**, 55 (2001).
46. F. Gabbiani *et al.*, Nucl. Phys. **B477**, 321 (1996);

- Y. Nir and M.P. Worah, Phys. Lett. **B423**, 319 (1998);
A.J. Buras, A. Romanino, and L. Silvestrini, Nucl. Phys. **B520**, 3 (1998);
G. Colangelo and G. Isidori, JHEP **9809**, 009 (1998);
A.J. Buras *et al.*, Nucl. Phys. **B566**, 3 (2000).
47. A.J. Buras, M. Spranger, and A. Weiler, Nucl. Phys. **B660**, 225 (2003).
 48. G. Ecker, A. Pich, and E. de Rafael, Nucl. Phys. **B303**, 665 (1988).
 49. A. Lai *et al.*, Phys. Lett. **B514**, 253 (2001).
 50. G. D'Ambrosio *et al.*, JHEP **9808**, 004 (1998);
C.O. Dib, I. Dunietz, and F.J. Gilman, Phys. Rev. **D39**, 2639 (1989).
 51. J.R. Batley *et al.*, [hep-ex/0309075](http://arxiv.org/abs/hep-ex/0309075).
 52. G. Buchalla, G. D'Ambrosio, and G. Isidori, "Extracting short-distance physics from $K_{(L,S)} \rightarrow \pi^0 e^+ e^-$ decays", [hep-ph/0308000](http://arxiv.org/abs/hep-ph/0308000).
 53. G. Ecker, A. Pich, and E. de Rafael, Phys. Lett. **237B**, 481 (1990);
L. Cappiello, G. D'Ambrosio, and M. Miragliuolo, Phys. Lett. **B298**, 423 (1993);
A. Cohen, G. Ecker, and A. Pich, Phys. Lett. **B304**, 347 (1993).
 54. J.F. Donoghue and F. Gabbiani, Phys. Rev. **D51**, 2187 (1995).
 55. A. Lai *et al.*, Phys. Lett. **B536**, 229 (2002).
 56. A. Alavi-Harati *et al.*, Phys. Rev. Lett. **83**, 917 (1999).
 57. F. Gabbiani and G. Valencia, Phys. Rev. **D64**, 094008 (2001);
F. Gabbiani and G. Valencia, Phys. Rev. **D66**, 074006 (2002).
 58. J. Donoghue and F. Gabbiani, Phys. Rev. **D56**, 1605 (1997).
 59. A. Alavi-Harati *et al.*, Phys. Rev. Lett. **87**, 021801 (2001).
 60. W.M. Morse *et al.*, Phys. Rev. **D45**, 36 (1992).

61. A. Alavi-Harati *et al.*, Phys. Rev. **D64**, 012003 (2001).
62. H.B. Greenlee, Phys. Rev. **D42**, 3724 (1990).
63. A. Alavi-Harati *et al.*, Phys. Rev. Lett. **86**, 397 (2001).
64. A. Alavi-Harati *et al.*, hep-ex/0309072 .
65. A. Alavi-Harati *et al.*, Phys. Rev. Lett. **84**, 5279 (2000).
66. M.V. Diwan, H. Ma and T.L. Trueman, Phys. Rev. **D65**, 054020 (2002).
67. R. Appel *et al.*, Phys. Rev. Lett. **83**, 4482 (1999).
68. S.C. Adler *et al.*, Phys. Rev. Lett. **79**, 4756 (1997);
R. Appel *et al.*, Phys. Rev. Lett. **84**, 2580 (2000);
H.K. Park *et al.*, Phys. Rev. Lett. **88**, 111801 (2002).
69. A. Alavi-Harati *et al.*, Phys. Rev. Lett. **87**, 071801 (2001).
70. A. Alavi-Harati *et al.*, Phys. Rev. Lett. **86**, 5425 (2001).
71. Jason R. LaDue “Understanding Dalitz Decays of the K_L in particular the decays of $K_L \rightarrow e^+e^-\gamma$ and $K_L \rightarrow e^+e^-e^+e^-$ ” University of Colorado Thesis, May 2003.
72. V. Fanti *et al.*, Phys. Lett. **B458**, 458 (1999).

K^+ DECAY MODES

K^- modes are charge conjugates of the modes below.

Mode	Fraction (Γ_i/Γ)	Scale factor/ Confidence level
Leptonic and semileptonic modes		
Γ_1 $e^+ \nu_e$	(1.55 ± 0.07) × 10 ⁻⁵	
Γ_2 $\mu^+ \nu_\mu$	(63.43 ± 0.17) %	S=1.2
Γ_3 $\pi^0 e^+ \nu_e$	(4.87 ± 0.06) %	S=1.2
Called K_{e3}^+ .		
Γ_4 $\pi^0 \mu^+ \nu_\mu$	(3.27 ± 0.06) %	S=1.2
Called $K_{\mu 3}^+$.		
Γ_5 $\pi^0 \pi^0 e^+ \nu_e$	(2.1 ± 0.4) × 10 ⁻⁵	
Γ_6 $\pi^+ \pi^- e^+ \nu_e$	(4.08 ± 0.09) × 10 ⁻⁵	
Γ_7 $\pi^+ \pi^- \mu^+ \nu_\mu$	(1.4 ± 0.9) × 10 ⁻⁵	
Γ_8 $\pi^0 \pi^0 \pi^0 e^+ \nu_e$	< 3.5 × 10 ⁻⁶	CL=90%
Hadronic modes		
Γ_9 $\pi^+ \pi^0$	(21.13 ± 0.14) %	S=1.1
Γ_{10} $\pi^+ \pi^0 \pi^0$	(1.73 ± 0.04) %	S=1.2
Γ_{11} $\pi^+ \pi^+ \pi^-$	(5.576 ± 0.031) %	S=1.1

Leptonic and semileptonic modes with photons

Γ_{12}	$\mu^+ \nu_\mu \gamma$	[a,b]	$(5.50 \pm 0.28) \times 10^{-3}$	
Γ_{13}	$\pi^0 e^+ \nu_e \gamma$	[a,b]	$(2.65 \pm 0.20) \times 10^{-4}$	
Γ_{14}	$\pi^0 e^+ \nu_e \gamma$ (SD)	[c]	< 5.3	$\times 10^{-5}$ CL=90%
Γ_{15}	$\pi^0 \mu^+ \nu_\mu \gamma$	[a,b]	< 6.1	$\times 10^{-5}$ CL=90%
Γ_{16}	$\pi^0 \pi^0 e^+ \nu_e \gamma$		< 5	$\times 10^{-6}$ CL=90%

Hadronic modes with photons

Γ_{17}	$\pi^+ \pi^0 \gamma$	[a,b]	$(2.75 \pm 0.15) \times 10^{-4}$	
Γ_{18}	$\pi^+ \pi^0 \gamma$ (DE)	[b,d]	$(4.4 \pm 0.8) \times 10^{-6}$	
Γ_{19}	$\pi^+ \pi^0 \pi^0 \gamma$	[a,b]	$(7.4 \begin{smallmatrix} +5.5 \\ -2.9 \end{smallmatrix}) \times 10^{-6}$	
Γ_{20}	$\pi^+ \pi^+ \pi^- \gamma$	[a,b]	$(1.04 \pm 0.31) \times 10^{-4}$	
Γ_{21}	$\pi^+ \gamma \gamma$	[b]	$(1.10 \pm 0.32) \times 10^{-6}$	
Γ_{22}	$\pi^+ 3\gamma$	[b]	< 1.0	$\times 10^{-4}$ CL=90%

Leptonic modes with $\ell\bar{\ell}$ pairs

Γ_{23}	$e^+ \nu_e \nu \bar{\nu}$		< 6	$\times 10^{-5}$ CL=90%
Γ_{24}	$\mu^+ \nu_\mu \nu \bar{\nu}$		< 6.0	$\times 10^{-6}$ CL=90%
Γ_{25}	$e^+ \nu_e e^+ e^-$		$(2.48 \pm 0.20) \times 10^{-8}$	
Γ_{26}	$\mu^+ \nu_\mu e^+ e^-$		$(7.06 \pm 0.31) \times 10^{-8}$	
Γ_{27}	$e^+ \nu_e \mu^+ \mu^-$		< 5	$\times 10^{-7}$ CL=90%
Γ_{28}	$\mu^+ \nu_\mu \mu^+ \mu^-$		< 4.1	$\times 10^{-7}$ CL=90%

Lepton Family number (*LF*), Lepton number (*L*), $\Delta S = \Delta Q$ (*SQ*) violating modes, or $\Delta S = 1$ weak neutral current (*S1*) modes

Γ_{29}	$\pi^+ \pi^+ e^- \bar{\nu}_e$	<i>SQ</i>	< 1.2	$\times 10^{-8}$ CL=90%
Γ_{30}	$\pi^+ \pi^+ \mu^- \bar{\nu}_\mu$	<i>SQ</i>	< 3.0	$\times 10^{-6}$ CL=95%
Γ_{31}	$\pi^+ e^+ e^-$	<i>S1</i>	$(2.88 \pm 0.13) \times 10^{-7}$	
Γ_{32}	$\pi^+ \mu^+ \mu^-$	<i>S1</i>	$(8.1 \pm 1.4) \times 10^{-8}$	<i>S</i> =2.7
Γ_{33}	$\pi^+ \nu \bar{\nu}$	<i>S1</i>	$(1.6 \begin{smallmatrix} +1.8 \\ -0.8 \end{smallmatrix}) \times 10^{-10}$	
Γ_{34}	$\pi^+ \pi^0 \nu \bar{\nu}$	<i>S1</i>	< 4.3	$\times 10^{-5}$ CL=90%
Γ_{35}	$\mu^- \nu e^+ e^+$	<i>LF</i>	< 2.0	$\times 10^{-8}$ CL=90%
Γ_{36}	$\mu^+ \nu_e$	<i>LF</i>	[e] < 4	$\times 10^{-3}$ CL=90%
Γ_{37}	$\pi^+ \mu^+ e^-$	<i>LF</i>	< 2.8	$\times 10^{-11}$ CL=90%
Γ_{38}	$\pi^+ \mu^- e^+$	<i>LF</i>	< 5.2	$\times 10^{-10}$ CL=90%
Γ_{39}	$\pi^- \mu^+ e^+$	<i>L</i>	< 5.0	$\times 10^{-10}$ CL=90%
Γ_{40}	$\pi^- e^+ e^+$	<i>L</i>	< 6.4	$\times 10^{-10}$ CL=90%
Γ_{41}	$\pi^- \mu^+ \mu^+$	<i>L</i>	[e] < 3.0	$\times 10^{-9}$ CL=90%
Γ_{42}	$\mu^+ \bar{\nu}_e$	<i>L</i>	[e] < 3.3	$\times 10^{-3}$ CL=90%
Γ_{43}	$\pi^0 e^+ \bar{\nu}_e$	<i>L</i>	< 3	$\times 10^{-3}$ CL=90%
Γ_{44}	$\pi^+ \gamma$	[f]	< 3.6	$\times 10^{-7}$ CL=90%

- [a] Most of this radiative mode, the low-momentum γ part, is also included in the parent mode listed without γ 's.
- [b] See the Particle Listings below for the energy limits used in this measurement.
- [c] Structure-dependent part.
- [d] Direct-emission branching fraction.
- [e] Derived from an analysis of neutrino-oscillation experiments.
- [f] Violates angular-momentum conservation.

CONSTRAINED FIT INFORMATION

An overall fit to the mean life, 2 decay rate, and 19 branching ratios uses 48 measurements and one constraint to determine 8 parameters. The overall fit has a $\chi^2 = 49.8$ for 41 degrees of freedom.

The following *off-diagonal* array elements are the correlation coefficients $\langle \delta p_i \delta p_j \rangle / (\delta p_i \cdot \delta p_j)$, in percent, from the fit to parameters p_i , including the branching fractions, $x_i \equiv \Gamma_i / \Gamma_{\text{total}}$. The fit constrains the x_i whose labels appear in this array to sum to one.

x_3	-51						
x_4	-50	77					
x_5	-3	6	4				
x_9	-67	-17	-16	-1			
x_{10}	-23	-1	-1	0	-2		
x_{11}	-23	10	7	1	-6	14	
Γ	7	-3	-2	0	2	-5	-33
	x_2	x_3	x_4	x_5	x_9	x_{10}	x_{11}

Mode	Rate (10^8 s^{-1})	Scale factor
Γ_2 $\mu^+ \nu_\mu$	0.5122 ± 0.0017	1.4
Γ_3 $\pi^0 e^+ \nu_e$ Called K_{e3}^+ .	0.0393 ± 0.0005	1.2
Γ_4 $\pi^0 \mu^+ \nu_\mu$ Called $K_{\mu 3}^+$.	0.0264 ± 0.0005	1.2
Γ_5 $\pi^0 \pi^0 e^+ \nu_e$	$(1.71 \begin{smallmatrix} +0.34 \\ -0.30 \end{smallmatrix}) \times 10^{-5}$	
Γ_9 $\pi^+ \pi^0$	0.1706 ± 0.0011	1.1
Γ_{10} $\pi^+ \pi^0 \pi^0$	0.01395 ± 0.00031	1.2
Γ_{11} $\pi^+ \pi^+ \pi^-$	0.04503 ± 0.00023	1.1

K^\pm DECAY RATES

$\Gamma(\mu^+ \nu_\mu)$

Γ_2

VALUE (10^6 s^{-1})	DOCUMENT ID	TECN	CHG
51.22±0.17 OUR FIT Error includes scale factor of 1.4.			
51.2 ±0.8	FORD	67	CNTR ±

$\Gamma(\pi^+ \pi^+ \pi^-)$

Γ_{11}

VALUE (10^6 s^{-1})	EVTS	DOCUMENT ID	TECN	CHG
4.503±0.023 OUR FIT Error includes scale factor of 1.1.				
4.511±0.024		⁶ FORD	70	ASPK
• • • We do not use the following data for averages, fits, limits, etc. • • •				
4.529±0.032	3.2M	⁶ FORD	70	ASPK
4.496±0.030		⁶ FORD	67	CNTR ±

⁶First FORD 70 value is second FORD 70 combined with FORD 67.

$(\Gamma(K^+) - \Gamma(K^-)) / \Gamma(K)$

$K^\pm \rightarrow \mu^\pm \nu_\mu$ RATE DIFFERENCE/AVERAGE

Test of *CPT* conservation.

VALUE (%)	DOCUMENT ID	TECN	CHG
-0.54±0.41	FORD	67	CNTR

$K^\pm \rightarrow \pi^\pm \pi^+ \pi^-$ RATE DIFFERENCE/AVERAGE

Test of *CP* conservation.

VALUE (%)	EVTS	DOCUMENT ID	TECN	CHG
0.07±0.12 OUR AVERAGE				
0.08±0.12		⁷ FORD	70	ASPK
-0.50±0.90		FLETCHER	67	OSPK
• • • We do not use the following data for averages, fits, limits, etc. • • •				
-0.02±0.16		⁸ SMITH	73	ASPK ±
0.10±0.14	3.2M	⁷ FORD	70	ASPK
-0.04±0.21		⁷ FORD	67	CNTR

⁷First FORD 70 value is second FORD 70 combined with FORD 67.

⁸SMITH 73 value of $K^\pm \rightarrow \pi^\pm \pi^+ \pi^-$ rate difference is derived from SMITH 73 value of $K^\pm \rightarrow \pi^\pm 2\pi^0$ rate difference.

$K^\pm \rightarrow \pi^\pm \pi^0 \pi^0$ RATE DIFFERENCE/AVERAGE

Test of *CP* conservation.

VALUE (%)	EVTS	DOCUMENT ID	TECN	CHG
0.0 ±0.6 OUR AVERAGE				
0.08±0.58		SMITH	73	ASPK ±
-1.1 ±1.8	1802	HERZO	69	OSPK

$K^\pm \rightarrow \pi^\pm \pi^0$ RATE DIFFERENCE/AVERAGE

Test of *CPT* conservation.

VALUE (%)	DOCUMENT ID	TECN	CHG
0.8±1.2	HERZO	69	OSPK

$K^\pm \rightarrow \pi^\pm \pi^0 \gamma$ RATE DIFFERENCE/AVERAGE

Test of CP conservation.

<u>VALUE (%)</u>	<u>EVTS</u>	<u>DOCUMENT ID</u>	<u>TECN</u>	<u>CHG</u>	<u>COMMENT</u>
0.9±3.3 OUR AVERAGE					
0.8±5.8	2461	SMITH	76 WIRE	±	E_π 55–90 MeV
1.0±4.0	4000	ABRAMS	73B ASPK	±	E_π 51–100 MeV

K^+ BRANCHING RATIOS

———— Leptonic and semileptonic modes ————

$\Gamma(e^+ \nu_e)/\Gamma(\mu^+ \nu_\mu)$

Γ_1/Γ_2

<u>VALUE (units 10^{-5})</u>	<u>EVTS</u>	<u>DOCUMENT ID</u>	<u>TECN</u>	<u>CHG</u>	
2.45±0.11 OUR AVERAGE					
2.51±0.15	404	HEINTZE	76 SPEC	+	
2.37±0.17	534	HEARD	75B SPEC	+	
2.42±0.42	112	CLARK	72 OSPK	+	

$\Gamma(\mu^+ \nu_\mu)/\Gamma_{\text{total}}$

Γ_2/Γ

<u>VALUE (units 10^{-2})</u>	<u>EVTS</u>	<u>DOCUMENT ID</u>	<u>TECN</u>	<u>CHG</u>	<u>COMMENT</u>
63.43±0.17 OUR FIT Error includes scale factor of 1.2.					
63.24±0.44	62k	CHIANG	72 OSPK	+	1.84 GeV/c K^+

$\Gamma(\pi^0 e^+ \nu_e)/\Gamma_{\text{total}}$

Γ_3/Γ

<u>VALUE (units 10^{-2})</u>	<u>EVTS</u>	<u>DOCUMENT ID</u>	<u>TECN</u>	<u>CHG</u>	<u>COMMENT</u>
4.87±0.06 OUR FIT Error includes scale factor of 1.2.					
4.84±0.09 OUR AVERAGE					
4.86±0.10	3516	CHIANG	72 OSPK	+	1.84 GeV/c K^+
4.7 ±0.3	429	SHAKLEE	64 HLBC	+	
• • • We do not use the following data for averages, fits, limits, etc. • • •					
5.0 ±0.5		ROE	61 HLBC	+	

$\Gamma(\pi^0 e^+ \nu_e)/\Gamma(\mu^+ \nu_\mu)$

Γ_3/Γ_2

<u>VALUE</u>	<u>EVTS</u>	<u>DOCUMENT ID</u>	<u>TECN</u>	<u>CHG</u>	
0.0767±0.0011 OUR FIT Error includes scale factor of 1.3.					
0.0752±0.0024 OUR AVERAGE					
0.069 ±0.006	350	ZELLER	69 ASPK	+	
0.0775±0.0033	960	BOTTERILL	68C ASPK	+	
0.069 ±0.006	561	GARLAND	68 OSPK	+	
0.0791±0.0054	295	⁹ AUERBACH	67 OSPK	+	

⁹AUERBACH 67 changed from 0.0797 ± 0.0054 . See comment with ratio $\Gamma(\pi^0 \mu^+ \nu_\mu)/\Gamma(\mu^+ \nu_\mu)$. The value 0.0785 ± 0.0025 given in AUERBACH 67 is an average of AUERBACH 67 $\Gamma(\pi^0 e^+ \nu_e)/\Gamma(\mu^+ \nu_\mu)$ and CESTER 66 $\Gamma(\pi^0 e^+ \nu_e)/[\Gamma(\mu^+ \nu_\mu) + \Gamma(\pi^+ \pi^0)]$.

$\Gamma(\pi^0 e^+ \nu_e) / [\Gamma(\mu^+ \nu_\mu) + \Gamma(\pi^+ \pi^0)]$ $\Gamma_3 / (\Gamma_2 + \Gamma_9)$

VALUE (units 10^{-2}) EVTS DOCUMENT ID TECN CHG

5.76 ± 0.08 OUR FIT Error includes scale factor of 1.2.

6.02 ± 0.15 OUR AVERAGE

6.16 ± 0.22 5110 ESCHSTRUTH 68 OSPK +

5.89 ± 0.21 1679 CESTER 66 OSPK +

• • • We do not use the following data for averages, fits, limits, etc. • • •

5.92 ± 0.65 ¹⁰ WEISSENBE... 76 SPEC +

¹⁰ Value calculated from WEISSENBERG 76 ($\pi^0 e \nu$), ($\mu \nu$), and ($\pi \pi^0$) values to eliminate dependence on our 1974 ($\pi 2\pi^0$) and ($\pi \pi^+ \pi^-$) fractions.

$\Gamma(\pi^0 e^+ \nu_e) / \Gamma(\pi^+ \pi^0)$ Γ_3 / Γ_9

VALUE EVTS DOCUMENT ID TECN CHG COMMENT

0.230 ± 0.004 OUR FIT Error includes scale factor of 1.2.

0.221 ± 0.012 786 ¹¹ LUCAS 73B HBC - Dalitz pairs only

¹¹ LUCAS 73B gives $N(K_{e3}) = 786 \pm 3.1\%$, $N(2\pi) = 3564 \pm 3.1\%$. We divide.

$\Gamma(\pi^0 e^+ \nu_e) / \Gamma(\pi^+ \pi^+ \pi^-)$ Γ_3 / Γ_{11}

VALUE EVTS DOCUMENT ID TECN CHG

0.873 ± 0.012 OUR FIT Error includes scale factor of 1.2.

0.868 ± 0.021 OUR AVERAGE

0.867 ± 0.027 2768 BARMIN 87 XEBC +

0.856 ± 0.040 2827 BRAUN 75 HLBC +

0.90 ± 0.06 230 BORREANI 64 HBC +

• • • We do not use the following data for averages, fits, limits, etc. • • •

0.850 ± 0.019 4385 ¹² HAIDT 71 HLBC +

0.846 ± 0.021 4385 ¹² EICHTEN 68 HLBC +

0.94 ± 0.09 854 BELLOTTI 67B HLBC

¹² HAIDT 71 is a reanalysis of EICHTEN 68. Not included in average because of large discrepancy in $\Gamma(\pi^0 \mu^+ \nu) / \Gamma(\pi^0 e^+ \nu)$ with more precise results.

$\Gamma(\pi^0 \mu^+ \nu_\mu) / \Gamma_{\text{total}}$ Γ_4 / Γ

VALUE (units 10^{-2}) EVTS DOCUMENT ID TECN CHG COMMENT

3.27 ± 0.06 OUR FIT Error includes scale factor of 1.2.

3.33 ± 0.16 2345 CHIANG 72 OSPK + 1.84 GeV/c K^+

• • • We do not use the following data for averages, fits, limits, etc. • • •

2.8 ± 0.4 ¹³ TAYLOR 59 EMUL +

¹³ Earlier experiments not averaged.

$\Gamma(\pi^0 \mu^+ \nu_\mu) / \Gamma(\mu^+ \nu_\mu)$ Γ_4 / Γ_2

VALUE EVTS DOCUMENT ID TECN CHG

0.0515^{+0.0010}_{-0.0009} OUR FIT Error includes scale factor of 1.2.

0.0483 ± 0.0027 OUR AVERAGE

0.0480 ± 0.0037 424 ¹⁴ GARLAND 68 OSPK +

0.0486 ± 0.0040 307 ¹⁵ AUERBACH 67 OSPK +

• • • We do not use the following data for averages, fits, limits, etc. • • •

0.054 ± 0.009 240 ZELLER 69 ASPK +

¹⁴ GARLAND 68 changed from 0.055 ± 0.004 in agreement with μ -spectrum calculation of GAILLARD 70 appendix B. L.G.Pondrom, (private communication 73).

¹⁵ AUERBACH 67 changed from 0.0602 ± 0.0046 by erratum which brings the μ -spectrum calculation into agreement with GAILLARD 70 appendix B.

$\Gamma(\pi^0 \mu^+ \nu_\mu) / \Gamma(\pi^0 e^+ \nu_e)$ Γ_4 / Γ_3

<u>VALUE</u>	<u>EVTS</u>	<u>DOCUMENT ID</u>	<u>TECN</u>	<u>CHG</u>	<u>COMMENT</u>
--------------	-------------	--------------------	-------------	------------	----------------

0.672 ± 0.007 OUR FIT

0.672 ± 0.007 OUR AVERAGE

0.671 ± 0.007 ± 0.008	24k	HORIE	01	SPEC	
0.670 ± 0.014		¹⁶ HEINTZE	77	SPEC	+
0.698 ± 0.025	3480	¹⁷ CHIANG	72	OSPK	+ 1.84 GeV/c K ⁺
0.667 ± 0.017	5601	BOTTERILL	68B	ASPK	+

• • • We do not use the following data for averages, fits, limits, etc. • • •

0.608 ± 0.014	1585	¹⁸ BRAUN	75	HLBC	+
0.705 ± 0.063	554	¹⁹ LUCAS	73B	HBC	- Dalitz pairs only
0.596 ± 0.025		²⁰ HAIDT	71	HLBC	+
0.604 ± 0.022	1398	²⁰ EICHTEN	68	HLBC	
0.703 ± 0.056	1509	CALLAHAN	66B	HLBC	

¹⁶ HEINTZE 77 value from fit to λ_0 . Assumes μ -e universality.

¹⁷ CHIANG 72 $\Gamma(\pi^0 \mu^+ \nu_\mu) / \Gamma(\pi^0 e^+ \nu_e)$ is statistically independent of CHIANG 72 $\Gamma(\pi^0 \mu^+ \nu_\mu) / \Gamma_{\text{total}}$ and $\Gamma(\pi^0 e^+ \nu_e) / \Gamma_{\text{total}}$.

¹⁸ BRAUN 75 value is from form factor fit. Assumes μ -e universality.

¹⁹ LUCAS 73B gives $N(K_{\mu 3}) = 554 \pm 7.6\%$, $N(K_{e 3}) = 786 \pm 3.1\%$. We divide.

²⁰ HAIDT 71 is a reanalysis of EICHTEN 68. Not included in average because of large discrepancy with more precise results.

$[\Gamma(\pi^0 \mu^+ \nu_\mu) + \Gamma(\pi^+ \pi^0)] / \Gamma_{\text{total}}$ $(\Gamma_4 + \Gamma_9) / \Gamma$

We combine these two modes for experiments measuring them in xenon bubble chamber because of difficulties of separating them there.

<u>VALUE (units 10⁻²)</u>	<u>EVTS</u>	<u>DOCUMENT ID</u>	<u>TECN</u>	<u>CHG</u>
--------------------------------------	-------------	--------------------	-------------	------------

24.40 ± 0.14 OUR FIT Error includes scale factor of 1.1.

• • • We do not use the following data for averages, fits, limits, etc. • • •

25.4 ± 0.9	886	SHAKLEE	64	HLBC	+
23.4 ± 1.1		ROE	61	HLBC	+

$\Gamma(\pi^0 \mu^+ \nu_\mu) / \Gamma(\pi^+ \pi^+ \pi^-)$ Γ_4 / Γ_{11}

<u>VALUE</u>	<u>EVTS</u>	<u>DOCUMENT ID</u>	<u>TECN</u>	<u>CHG</u>	<u>COMMENT</u>
--------------	-------------	--------------------	-------------	------------	----------------

0.586 ± 0.010 OUR FIT Error includes scale factor of 1.2.

0.63 ± 0.07 2845 ²¹ BISI 65B BC + HBC+HLBC

• • • We do not use the following data for averages, fits, limits, etc. • • •

0.503 ± 0.019	1505	²² HAIDT	71	HLBC	+
0.510 ± 0.017	1505	²² EICHTEN	68	HLBC	+

²¹ Error enlarged for background problems. See GAILLARD 70.

²² HAIDT 71 is a reanalysis of EICHTEN 68. Not included in average because of large discrepancy in $\Gamma(\pi^0 \mu^+ \nu) / \Gamma(\pi^0 e^+ \nu)$ with more precise results.

$\Gamma(\pi^0 \pi^0 e^+ \nu_e) / \Gamma_{\text{total}}$ Γ_5 / Γ

<u>VALUE (units 10^{-5})</u>	<u>EVTS</u>	<u>DOCUMENT ID</u>	<u>TECN</u>	<u>CHG</u>
2.1 ± 0.4 OUR FIT				
2.54 ± 0.89	10	BARMIN	88B HLBC	+

$\Gamma(\pi^0 \pi^0 e^+ \nu_e) / \Gamma(\pi^0 e^+ \nu_e)$ Γ_5 / Γ_3

<u>VALUE (units 10^{-4})</u>	<u>EVTS</u>	<u>DOCUMENT ID</u>	<u>TECN</u>	<u>CHG</u>
4.3^{+0.9}_{-0.7} OUR FIT				

4.1^{+1.0}_{-0.7} OUR AVERAGE

4.2 ^{+1.0} _{-0.9}	25	BOLOTOV	86B CALO	-
3.8 ^{+5.0} _{-1.2}	2	LJUNG	73 HLBC	+

$\Gamma(\pi^+ \pi^- e^+ \nu_e) / \Gamma(\pi^+ \pi^+ \pi^-)$ Γ_6 / Γ_{11}

<u>VALUE (units 10^{-4})</u>	<u>EVTS</u>	<u>DOCUMENT ID</u>	<u>TECN</u>	<u>CHG</u>
7.31 ± 0.16 OUR AVERAGE				

7.35 ± 0.01 ± 0.19	388k	²³ PISLAK	01 B865	
7.21 ± 0.32	30k	ROSSELET	77 SPEC	+
● ● ● We do not use the following data for averages, fits, limits, etc. ● ● ●				
7.36 ± 0.68	500	BOURQUIN	71 ASPK	
7.0 ± 0.9	106	SCHWEINB...	71 HLBC	+
5.83 ± 0.63	269	ELY	69 HLBC	+

²³PISLAK 01 reports $\Gamma(\pi^+ \pi^- e^+ \nu_e) / \Gamma_{\text{total}} = (4.109 \pm 0.008 \pm 0.110) \times 10^{-5}$ using the PDG 00 value $\Gamma(\pi^+ \pi^+ \pi^-) / \Gamma_{\text{total}} = (5.59 \pm 0.05) \times 10^{-2}$. We divide by the PDG value and unfold its error from the systematic error. PISLAK 03 gives additional details on the branching ratio measurement and gives improved errors on the *S*-wave $\pi\text{-}\pi$ scattering length: $a_0^0 = 0.216 \pm 0.013(\text{stat.}) \pm 0.002(\text{syst.}) \pm 0.002(\text{theor.})$.

$\Gamma(\pi^+ \pi^- \mu^+ \nu_\mu) / \Gamma_{\text{total}}$ Γ_7 / Γ

<u>VALUE (units 10^{-5})</u>	<u>EVTS</u>	<u>DOCUMENT ID</u>	<u>TECN</u>	<u>CHG</u>
● ● ● We do not use the following data for averages, fits, limits, etc. ● ● ●				

0.77 ^{+0.54} _{-0.50}	1	CLINE	65 FBC	+
--	---	-------	--------	---

$\Gamma(\pi^+ \pi^- \mu^+ \nu_\mu) / \Gamma(\pi^+ \pi^+ \pi^-)$ Γ_7 / Γ_{11}

<u>VALUE (units 10^{-4})</u>	<u>EVTS</u>	<u>DOCUMENT ID</u>	<u>TECN</u>	<u>CHG</u>
2.57 ± 1.55	7	BISI	67 DBC	+

● ● ● We do not use the following data for averages, fits, limits, etc. ● ● ●

~ 2.5	1	GREINER	64 EMUL	+
-------	---	---------	---------	---

$\Gamma(\pi^0 \pi^0 \pi^0 e^+ \nu_e) / \Gamma_{\text{total}}$ Γ_8 / Γ

<u>VALUE (units 10^{-6})</u>	<u>CL%</u>	<u>EVTS</u>	<u>DOCUMENT ID</u>	<u>TECN</u>	<u>CHG</u>
< 3.5	90	0	BOLOTOV	88 SPEC	-

● ● ● We do not use the following data for averages, fits, limits, etc. ● ● ●

< 9	90	0	BARMIN	92 XEBC	+
-----	----	---	--------	---------	---

————— **Hadronic modes** —————

$\Gamma(\pi^+ \pi^0)/\Gamma_{\text{total}}$ Γ_9/Γ

<u>VALUE (units 10^{-2})</u>	<u>EVTS</u>	<u>DOCUMENT ID</u>	<u>TECN</u>	<u>CHG</u>	<u>COMMENT</u>
21.13±0.14 OUR FIT					Error includes scale factor of 1.1.
21.18±0.28	16k	CHIANG	72	OSPK	+ 1.84 GeV/c K^+
● ● ● We do not use the following data for averages, fits, limits, etc. ● ● ●					
21.0 ±0.6		CALLAHAN	65	HLBC	See $\Gamma(\pi^+ \pi^0)/\Gamma(\pi^+ \pi^+ \pi^-)$

$\Gamma(\pi^+ \pi^0)/\Gamma(\pi^+ \pi^+ \pi^-)$ Γ_9/Γ_{11}

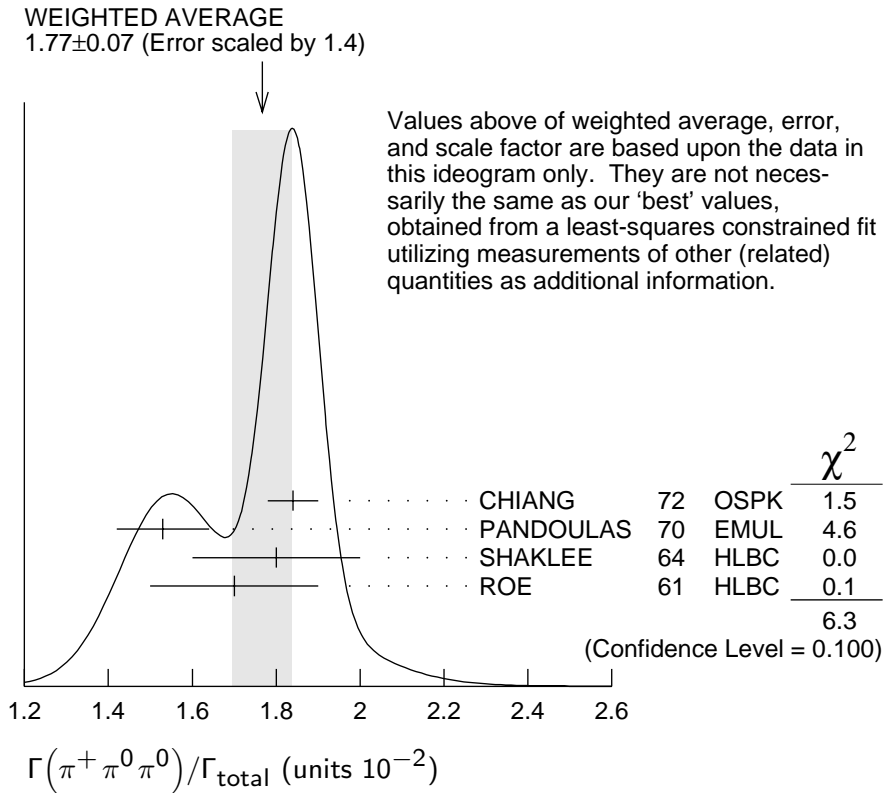
<u>VALUE</u>	<u>EVTS</u>	<u>DOCUMENT ID</u>	<u>TECN</u>	<u>CHG</u>	
3.789±0.033 OUR FIT					Error includes scale factor of 1.1.
3.96 ±0.15	1045	CALLAHAN	66	FBC	+

$\Gamma(\pi^+ \pi^0)/\Gamma(\mu^+ \nu_\mu)$ Γ_9/Γ_2

<u>VALUE</u>	<u>EVTS</u>	<u>DOCUMENT ID</u>	<u>TECN</u>	<u>CHG</u>	<u>COMMENT</u>
0.3331±0.0028 OUR FIT					Error includes scale factor of 1.1.
0.3316±0.0032 OUR AVERAGE					
0.3329±0.0047±0.0010	45k	USHER	92	SPEC	+ $p\bar{p}$ at rest
0.3355±0.0057		²⁴ WEISSENBE...	76	SPEC	+
0.305 ±0.018	1600	ZELLER	69	ASPK	+
0.3277±0.0065	4517	²⁵ AUERBACH	67	OSPK	+
● ● ● We do not use the following data for averages, fits, limits, etc. ● ● ●					
0.328 ±0.005	25k	²⁴ WEISSENBE...	74	STRC	+
²⁴ WEISSENBERG 76 revises WEISSENBERG 74.					
²⁵ AUERBACH 67 changed from 0.3253 ± 0.0065. See comment with ratio $\Gamma(\pi^0 \mu^+ \nu_\mu)/\Gamma(\mu^+ \nu_\mu)$.					

$\Gamma(\pi^+ \pi^0 \pi^0)/\Gamma_{\text{total}}$ Γ_{10}/Γ

<u>VALUE (units 10^{-2})</u>	<u>EVTS</u>	<u>DOCUMENT ID</u>	<u>TECN</u>	<u>CHG</u>	<u>COMMENT</u>
1.73±0.04 OUR FIT					Error includes scale factor of 1.2.
1.77±0.07 OUR AVERAGE					Error includes scale factor of 1.4. See the ideogram below.
1.84±0.06	1307	CHIANG	72	OSPK	+ 1.84 GeV/c K^+
1.53±0.11	198	²⁶ PANDOULAS	70	EMUL	+
1.8 ±0.2	108	SHAKLEE	64	HLBC	+
1.7 ±0.2		ROE	61	HLBC	+
● ● ● We do not use the following data for averages, fits, limits, etc. ● ● ●					
1.5 ±0.2		²⁷ TAYLOR	59	EMUL	+
²⁶ Includes events of TAYLOR 59.					
²⁷ Earlier experiments not averaged.					



$\Gamma(\pi^+ \pi^0 \pi^0) / \Gamma(\pi^+ \pi^0)$

Γ_{10} / Γ_9

VALUE	EVTS	DOCUMENT ID	TECN	CHG	COMMENT
0.0818±0.0019 OUR FIT					Error includes scale factor of 1.2.
0.081 ±0.005	574	²⁸ LUCAS	73B	HBC	- Dalitz pairs only

²⁸ LUCAS 73B gives $N(\pi^2 \pi^0) = 574 \pm 5.9\%$, $N(2\pi) = 3564 \pm 3.1\%$. We quote $0.5N(\pi^2 \pi^0) / N(2\pi)$ where 0.5 is because only Dalitz pair π^0 's were used.

$\Gamma(\pi^+ \pi^0 \pi^0) / \Gamma(\pi^+ \pi^+ \pi^-)$

$\Gamma_{10} / \Gamma_{11}$

VALUE	EVTS	DOCUMENT ID	TECN	CHG	COMMENT
0.310±0.007 OUR FIT					Error includes scale factor of 1.1.
0.303±0.009	2027	BISI	65	BC	+ HBC+HLBC
••• We do not use the following data for averages, fits, limits, etc. •••					
0.393±0.099	17	YOUNG	65	EMUL	+

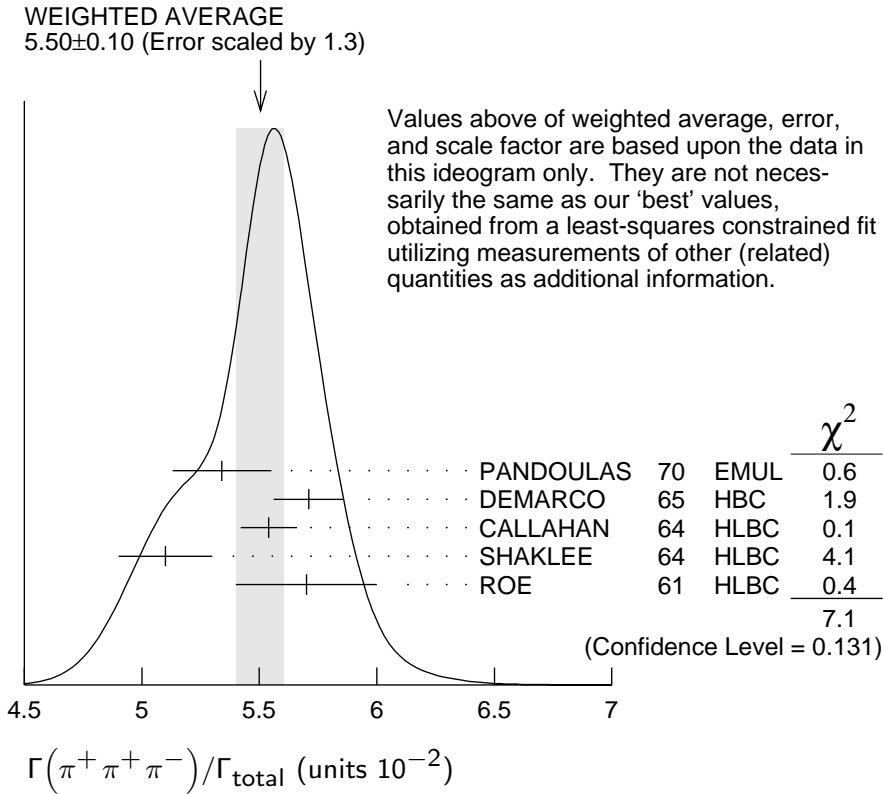
$\Gamma(\pi^+ \pi^+ \pi^-) / \Gamma_{total}$

Γ_{11} / Γ

VALUE (units 10^{-2})	EVTS	DOCUMENT ID	TECN	CHG	COMMENT
5.576±0.031 OUR FIT					Error includes scale factor of 1.1.
5.50 ±0.10 OUR AVERAGE					Error includes scale factor of 1.3. See the ideogram below.
5.34 ±0.21	693	²⁹ PANDOULAS	70	EMUL	+
5.71 ±0.15		DEMARCO	65	HBC	
5.54 ±0.12	2332	CALLAHAN	64	HLBC	+
5.1 ±0.2	540	SHAKLEE	64	HLBC	+
5.7 ±0.3		ROE	61	HLBC	+
••• We do not use the following data for averages, fits, limits, etc. •••					
5.56 ±0.20	2330	³⁰ CHIANG	72	OSP	+ 1.84 GeV/c K^+
6.0 ±0.4	44	YOUNG	65	EMUL	+

²⁹ Includes events of TAYLOR 59.

³⁰ Value is not independent of CHIANG 72 $\Gamma(\mu^+ \nu_\mu)/\Gamma_{\text{total}}$, $\Gamma(\pi^+ \pi^0)/\Gamma_{\text{total}}$, $\Gamma(\pi^+ \pi^0 \pi^0)/\Gamma_{\text{total}}$, $\Gamma(\pi^0 \mu^+ \nu_\mu)/\Gamma_{\text{total}}$, and $\Gamma(\pi^0 e^+ \nu_e)/\Gamma_{\text{total}}$.



———— Leptonic and semileptonic modes with photons ————

$\Gamma(\mu^+ \nu_\mu \gamma)/\Gamma_{\text{total}}$		Γ_{12}/Γ			
VALUE (units 10^{-3})	EVTS	DOCUMENT ID	TECN	CHG	COMMENT
5.50±0.28 OUR AVERAGE					
6.6 ±1.5	31,32	DEMIDOV	90	XEBC	$P(\mu) < 231.5$ MeV/c
6.0 ±0.9		BARMIN	88	HLBC +	$P(\mu) < 231.5$ MeV/c
5.4 ±0.3	33	AKIBA	85	SPEC	$P(\mu) < 231.5$ MeV/c

● ● ● We do not use the following data for averages, fits, limits, etc. ● ● ●

3.5 ±0.8	32,34	DEMIDOV	90	XEBC	$E(\gamma) > 20$ MeV
3.2 ±0.5	57	35 BARMIN	88	HLBC +	$E(\gamma) > 20$ MeV

³¹ $P(\mu)$ cut given in DEMIDOV 90 paper, 235.1 MeV/c, is a misprint according to authors (private communication).

³² DEMIDOV 90 quotes only inner bremsstrahlung (IB) part.

³³ Assumes μ -e universality and uses constraints from $K \rightarrow e \nu \gamma$.

³⁴ Not independent of above DEMIDOV 90 value. Cuts differ.

³⁵ Not independent of above BARMIN 88 value. Cuts differ.

$\Gamma(\pi^0 e^+ \nu_e \gamma) / \Gamma(\pi^0 e^+ \nu_e)$

Γ_{13} / Γ_3

VALUE (units 10^{-2})	EVTS	DOCUMENT ID	TECN	CHG	COMMENT
0.54 ± 0.04 OUR AVERAGE		Error includes scale factor of 1.1.			
0.46 ± 0.08	82	³⁶ BARMIN	91	XEBC	$E(\gamma) > 10$ MeV, $0.6 < \cos\theta_{e\gamma} < 0.9$
0.56 ± 0.04	192	³⁷ BOLOTOV	86B	CALO	– $E(\gamma) > 10$ MeV
0.76 ± 0.28	13	³⁸ ROMANO	71	HLBC	$E(\gamma) > 10$ MeV
• • • We do not use the following data for averages, fits, limits, etc. • • •					
1.51 ± 0.25	82	³⁶ BARMIN	91	XEBC	$E(\gamma) > 10$ MeV, $\cos\theta_{e\gamma} < 0.98$
0.48 ± 0.20	16	³⁹ LJUNG	73	HLBC	+ $E(\gamma) > 30$ MeV
$0.22^{+0.15}_{-0.10}$		³⁹ LJUNG	73	HLBC	+ $E(\gamma) > 30$ MeV
0.53 ± 0.22		³⁸ ROMANO	71	HLBC	+ $E(\gamma) > 30$ MeV

³⁶ BARMIN 91 quotes branching ratio $\Gamma(K \rightarrow e\pi^0 \nu \gamma) / \Gamma_{\text{all}}$. The measured normalization is $[\Gamma(K \rightarrow e\pi^0 \nu) + \Gamma(K \rightarrow \pi^+ \pi^+ \pi^-)]$. For comparison with other experiments we used $\Gamma(K \rightarrow e\pi^0 \nu) / \Gamma_{\text{all}} = 0.0482$ to calculate the values quoted here.

³⁷ $\cos\theta(e\gamma)$ between 0.6 and 0.9.

³⁸ Both ROMANO 71 values are for $\cos\theta(e\gamma)$ between 0.6 and 0.9. Second value is for comparison with second LJUNG 73 value. We use lowest $E(\gamma)$ cut for Summary Table value. See ROMANO 71 for E_γ dependence.

³⁹ First LJUNG 73 value is for $\cos\theta(e\gamma) < 0.9$, second value is for $\cos\theta(e\gamma)$ between 0.6 and 0.9 for comparison with ROMANO 71.

$\Gamma(\pi^0 e^+ \nu_e \gamma(\text{SD})) / \Gamma_{\text{total}}$

Γ_{14} / Γ

Structure-dependent part.

VALUE (units 10^{-5})	CL%	DOCUMENT ID	TECN	CHG	
<5.3	90	BOLOTOV	86B	CALO	–

$\Gamma(\pi^0 \mu^+ \nu_\mu \gamma) / \Gamma_{\text{total}}$

Γ_{15} / Γ

VALUE (units 10^{-5})	CL%	EVTS	DOCUMENT ID	TECN	CHG	COMMENT
<6.1	90	0	LJUNG	73	HLBC	+ $E(\gamma) > 30$ MeV

$\Gamma(\pi^0 \pi^0 e^+ \nu_e \gamma) / \Gamma_{\text{total}}$

Γ_{16} / Γ

VALUE (units 10^{-6})	CL%	EVTS	DOCUMENT ID	TECN	CHG	COMMENT
<5	90	0	BARMIN	92	XEBC	+ $E_\gamma > 10$ MeV

————— Hadronic modes with photons —————

$\Gamma(\pi^+ \pi^0 \gamma) / \Gamma_{\text{total}}$

Γ_{17} / Γ

VALUE (units 10^{-4})	CL%	EVTS	DOCUMENT ID	TECN	CHG	COMMENT
2.75 ± 0.15 OUR AVERAGE						
2.71 ± 0.45		140	BOLOTOV	87	WIRE	– T_{π^-} 55–90 MeV
2.87 ± 0.32		2461	SMITH	76	WIRE	\pm T_{π^\pm} 55–90 MeV
2.71 ± 0.19		2100	ABRAMS	72	ASPK	\pm T_{π^+} 55–90 MeV

• • • We do not use the following data for averages, fits, limits, etc. • • •

1.5	$\begin{matrix} +1.1 \\ -0.6 \end{matrix}$		40	LJUNG	73	HLBC	+	$T\pi^+$	55–80 MeV
2.6	$\begin{matrix} +1.5 \\ -1.1 \end{matrix}$		40	LJUNG	73	HLBC	+	$T\pi^+$	55–90 MeV
6.8	$\begin{matrix} +3.7 \\ -2.1 \end{matrix}$	17	40	LJUNG	73	HLBC	+	$T\pi^+$	55–102 MeV
2.4	± 0.8	24		EDWARDS	72	OSPK		$T\pi^+$	58–90 MeV
<1.0		0	41	MALTSEV	70	HLBC	+	$T\pi^+$	<55 MeV
<1.9		90	0	EMMERSON	69	OSPK		$T\pi^+$	55–80 MeV
2.2	± 0.7	18		CLINE	64	FBC	+	$T\pi^+$	55–80 MeV

⁴⁰ The LJUNG 73 values are not independent.

⁴¹ MALTSEV 70 selects low π^+ energy to enhance direct emission contribution.

$\Gamma(\pi^+ \pi^0 \gamma(DE))/\Gamma_{\text{total}}$ Γ_{18}/Γ

Direct emission (DE) part of $\Gamma(\pi^+ \pi^0 \gamma)/\Gamma_{\text{total}}$, assuming that interference (INT) component is zero.

<u>VALUE (units 10^{-6})</u>	<u>EVTS</u>	<u>DOCUMENT ID</u>	<u>TECN</u>	<u>CHG</u>	<u>COMMENT</u>
4.4 ± 0.8 OUR AVERAGE					
3.2 ± 1.3 ± 1.0	4k	42 ALIEV	03 K470	+	$T\pi^+$ 55–90 MeV
4.7 ± 0.8 ± 0.3	20k	43 ADLER	00C B787	+	$T\pi^+$ 55–90 MeV

• • • We do not use the following data for averages, fits, limits, etc. • • •

6.1 ± 2.5 ± 1.9	4k	42 ALIEV	03 K470	+	$T\pi^+$ full range
20.5 ± 4.6 $\begin{matrix} +3.9 \\ -2.3 \end{matrix}$		BOLOTOV	87 WIRE	–	$T\pi^-$ 55–90 MeV
15.6 ± 3.5 ± 5.0		ABRAMS	72 ASPK	±	$T\pi^\pm$ 55–90 MeV

⁴² ALIEV 03 “ $T\pi^+$ full range” result is extrapolated from their $T\pi > 35$ MeV measurement.

They calculate the “ $T\pi^+$ 55–90 MeV” result for comparison with other experiments.

They measure the INT component to be $(-0.58^{+0.91}_{-0.83})\%$ of the inner bremsstrahlung (IB) component. The DE component is measured assuming INT=0.

⁴³ ADLER 00C measures the INT component to be $(-0.4 \pm 1.6)\%$ of the inner bremsstrahlung (IB) component. The DE component is measured assuming INT=0.

$\Gamma(\pi^+ \pi^0 \pi^0 \gamma)/\Gamma(\pi^+ \pi^0 \pi^0)$ Γ_{19}/Γ_{10}

<u>VALUE (units 10^{-4})</u>	<u>DOCUMENT ID</u>	<u>TECN</u>	<u>CHG</u>	<u>COMMENT</u>
4.3 $\begin{matrix} +3.2 \\ -1.7 \end{matrix}$	BOLOTOV	85	SPEC	– $E(\gamma) > 10$ MeV

$\Gamma(\pi^+ \pi^+ \pi^- \gamma)/\Gamma_{\text{total}}$ Γ_{20}/Γ

<u>VALUE (units 10^{-4})</u>	<u>EVTS</u>	<u>DOCUMENT ID</u>	<u>TECN</u>	<u>CHG</u>	<u>COMMENT</u>	
1.04 ± 0.31 OUR AVERAGE						
1.10 ± 0.48	7	BARMIN	89	XEBC	$E(\gamma) > 5$ MeV	
1.0 ± 0.4		STAMER	65	EMUL	+	$E(\gamma) > 11$ MeV

$\Gamma(\pi^+ \gamma \gamma)/\Gamma_{\text{total}}$ Γ_{21}/Γ

All values given here assume a phase space pion energy spectrum.

<u>VALUE (units 10^{-7})</u>	<u>CL%</u>	<u>EVTS</u>	<u>DOCUMENT ID</u>	<u>TECN</u>	<u>CHG</u>	<u>COMMENT</u>
11 ± 3 ± 1		31	44 KITCHING	97	B787	

• • • We do not use the following data for averages, fits, limits, etc. • • •

< 10	90	0	ATIYA	90B	B787		T_π 117–127 MeV
< 84	90	0	ASANO	82	CNTR	+	T_π 117–127 MeV
–420 ±520		0	ABRAMS	77	SPEC	+	T_π <92 MeV
< 350	90	0	LJUNG	73	HLBC	+	6–102, 114–127 MeV
< 500	90	0	KLEMS	71	OSPK	+	T_π <117 MeV
–100 ±600			CHEN	68	OSPK	+	T_π 60–90 MeV

⁴⁴ KITCHING 97 is extrapolated from their model-independent branching fraction $(6.0 \pm 1.5 \pm 0.7) \times 10^{-7}$ for $100 \text{ MeV}/c < P_{\pi^+} < 180 \text{ MeV}/c$ using Chiral Perturbation Theory.

$\Gamma(\pi^+ 3\gamma)/\Gamma_{\text{total}}$

Γ_{22}/Γ

Values given here assume a phase space pion energy spectrum.

VALUE (units 10^{-4})	CL%	DOCUMENT ID	TECN	CHG	COMMENT	
<1.0	90	ASANO	82	CNTR	+	$T(\pi)$ 117–127 MeV

• • • We do not use the following data for averages, fits, limits, etc. • • •

<3.0	90	KLEMS	71	OSPK	+	$T(\pi) >117 \text{ MeV}$
------	----	-------	----	------	---	---------------------------

———— Leptonic modes with $\ell\bar{\ell}$ pairs ————

$\Gamma(e^+ \nu_e \nu \bar{\nu})/\Gamma(e^+ \nu_e)$

Γ_{23}/Γ_1

VALUE	CL%	EVTS	DOCUMENT ID	TECN	CHG	
<3.8	90	0	HEINTZE	79	SPEC	+

$\Gamma(\mu^+ \nu_\mu \nu \bar{\nu})/\Gamma_{\text{total}}$

Γ_{24}/Γ

VALUE (units 10^{-6})	CL%	EVTS	DOCUMENT ID	TECN	CHG	
<6.0	90	0	⁴⁵ PANG	73	CNTR	+

⁴⁵ PANG 73 assumes μ spectrum from ν - ν interaction of BARDIN 70.

$\Gamma(e^+ \nu_e e^+ e^-)/\Gamma_{\text{total}}$

Γ_{25}/Γ

VALUE (units 10^{-8})	EVTS	DOCUMENT ID	TECN	CHG	COMMENT	
2.48 ± 0.14 ± 0.14	410	POBLAGUEV	02	B865	+	$m_{ee} >150 \text{ MeV}$

• • • We do not use the following data for averages, fits, limits, etc. • • •

20 ±20	4	DIAMANT-...	76	SPEC	+	$m_{e^+e^-} >140 \text{ MeV}$
--------	---	-------------	----	------	---	-------------------------------

$\Gamma(\mu^+ \nu_\mu e^+ e^-)/\Gamma_{\text{total}}$

Γ_{26}/Γ

VALUE (units 10^{-8})	EVTS	DOCUMENT ID	TECN	CHG	COMMENT	
7.06 ± 0.16 ± 0.26	2.7k	POBLAGUEV	02	B865	+	$m_{ee} >145 \text{ MeV}$

• • • We do not use the following data for averages, fits, limits, etc. • • •

100 ±30	14	DIAMANT-...	76	SPEC	+	$m_{e^+e^-} >140 \text{ MeV}$
---------	----	-------------	----	------	---	-------------------------------

$\Gamma(e^+ \nu_e \mu^+ \mu^-)/\Gamma_{\text{total}}$

Γ_{27}/Γ

VALUE	CL%	DOCUMENT ID	TECN
<5 × 10 ⁻⁷	90	ADLER	98 B787

$\Gamma(\mu^+ \nu_\mu \mu^+ \mu^-) / \Gamma_{\text{total}}$ Γ_{28} / Γ

VALUE (units 10^{-7})	CL%	DOCUMENT ID	TECN	CHG
<4.1	90	ATIYA	89 B787	+

———— Lepton Family number (LF), Lepton number (L), $\Delta S = \Delta Q$ (SQ) ————
 ————— violating modes, or $\Delta S = 1$ weak neutral current (S1) modes —————

$\Gamma(\pi^+ \pi^+ e^- \bar{\nu}_e) / \Gamma_{\text{total}}$ Γ_{29} / Γ
 Test of $\Delta S = \Delta Q$ rule.

VALUE (units 10^{-7})	CL%	EVTS	DOCUMENT ID	TECN	CHG
• • • We do not use the following data for averages, fits, limits, etc. • • •					
< 9.0	95	0	SCHWEINB...	71 HLBC	+
< 6.9	95	0	ELY	69 HLBC	+
<20.	95		BIRGE	65 FBC	+

$\Gamma(\pi^+ \pi^+ e^- \bar{\nu}_e) / \Gamma(\pi^+ \pi^- e^+ \nu_e)$ Γ_{29} / Γ_6
 Test of $\Delta S = \Delta Q$ rule.

VALUE (units 10^{-4})	CL%	EVTS	DOCUMENT ID	TECN
< 3	90	3	⁴⁶ BLOCH	76 SPEC
• • • We do not use the following data for averages, fits, limits, etc. • • •				
<130.	95	0	BOURQUIN	71 ASPK
⁴⁶ BLOCH 76 quotes 3.6×10^{-4} at CL = 95%, we convert.				

$\Gamma(\pi^+ \pi^+ \mu^- \bar{\nu}_\mu) / \Gamma_{\text{total}}$ Γ_{30} / Γ
 Test of $\Delta S = \Delta Q$ rule.

VALUE (units 10^{-6})	CL%	EVTS	DOCUMENT ID	TECN	CHG
<3.0	95	0	BIRGE	65 FBC	+

$\Gamma(\pi^+ e^+ e^-) / \Gamma_{\text{total}}$ Γ_{31} / Γ
 Test for $\Delta S = 1$ weak neutral current. Allowed by combined first-order weak and electromagnetic interactions.

VALUE (units 10^{-7})	EVTS	DOCUMENT ID	TECN	CHG
2.88 ± 0.13 OUR AVERAGE				
2.94 ± 0.05 ± 0.14	10300	⁴⁷ APPEL	99 SPEC	+
2.75 ± 0.23 ± 0.13	500	⁴⁸ ALLIEGRO	92 SPEC	+
2.7 ± 0.5	41	⁴⁹ BLOCH	75 SPEC	+

⁴⁷ APPEL 99 establishes vector nature of this decay and determines form factor $f(Z) = f_0(1 + \delta Z)$, $Z = M_{ee}^2 / m_K^2$, $\delta = 2.14 \pm 0.13 \pm 0.15$.

⁴⁸ ALLIEGRO 92 assumes a vector interaction with a form factor given by $\lambda = 0.105 \pm 0.035 \pm 0.015$ and a correlation coefficient of -0.82 .

⁴⁹ BLOCH 75 assumes a vector interaction.

$\Gamma(\pi^+ \mu^+ \mu^-) / \Gamma_{\text{total}}$ Γ_{32} / Γ
 Test for $\Delta S = 1$ weak neutral current. Allowed by higher-order electroweak interactions.

VALUE (units 10^{-8})	CL%	EVTS	DOCUMENT ID	TECN	CHG
8.1 ± 1.4 OUR AVERAGE Error includes scale factor of 2.7. See the ideogram below.					
9.8 ± 1.0 ± 0.5		110	⁵⁰ PARK	02 HYCP	±
9.22 ± 0.60 ± 0.49		402	⁵¹ MA	00 B865	+
5.0 ± 0.4 ± 0.9		207	⁵² ADLER	97C B787	+

• • • We do not use the following data for averages, fits, limits, etc. • • •

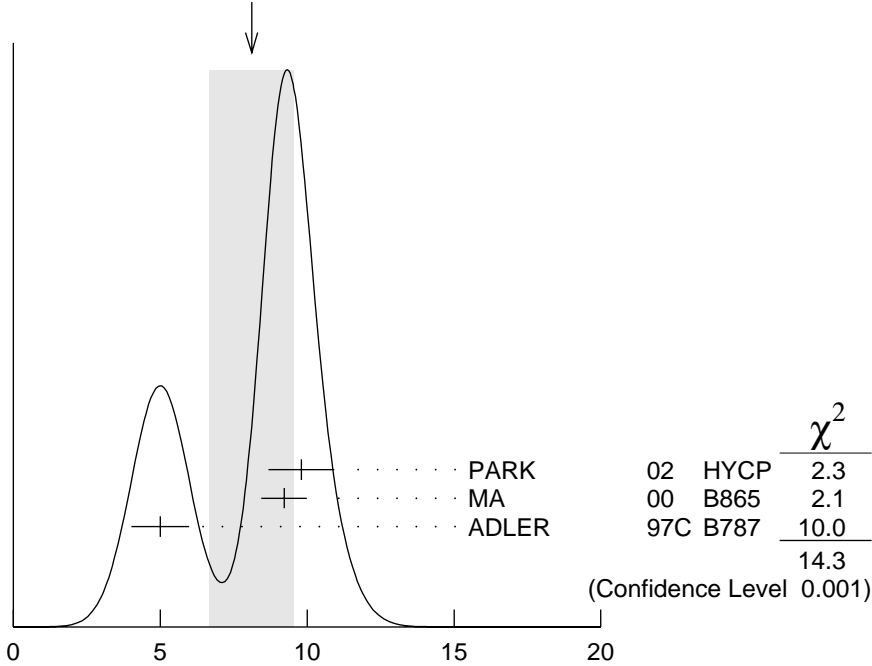
9.7 ±1.2 ±0.4	65	PARK	02	HYCP	+
10.0 ±1.9 ±0.7	35	PARK	02	HYCP	-
<23	90	ATIYA	89	B787	+

⁵⁰ PARK 02 “±” result comes from combining $K^+ \rightarrow \pi^+ \mu^+ \mu^-$ and $K^- \rightarrow \pi^- \mu^+ \mu^-$, assuming CP is conserved.

⁵¹ MA 00 establishes vector nature of this decay and determines form factor $f(Z) = f_0(1 + \delta Z)$, $Z = M_{\mu\mu}^2 / m_K^2$, $\delta = 2.45^{+1.30}_{-0.95}$.

⁵² ADLER 97C gives systematic error 0.7×10^{-8} and theoretical uncertainty 0.6×10^{-8} , which we combine in quadrature to obtain our second error.

WEIGHTED AVERAGE
8.1±1.4 (Error scaled by 2.7)



$\Gamma(\pi^+ \mu^+ \mu^-) / \Gamma_{\text{total}}$

Γ_{32} / Γ

$\Gamma(\pi^+ \nu \bar{\nu}) / \Gamma_{\text{total}}$

Γ_{33} / Γ

Test for $\Delta S = 1$ weak neutral current. Allowed by higher-order electroweak interactions. Branching ratio values are extrapolated from the momentum or energy regions shown in the comments assuming Standard Model phase space except for those labeled “Scalar” or “Tensor” to indicate the assumed non-Standard-Model interaction.

VALUE (units 10^{-9})	CL%	EVTS	DOCUMENT ID	TECN	CHG	COMMENT
0.157^{+0.175}_{-0.082}		2	ADLER	02 B787		$P_\pi > 211$ MeV/c

• • • We do not use the following data for averages, fits, limits, etc. • • •

< 4.2	90	1	ADLER	02C B787	140 < P_π < 195 MeV/c
< 4.7	90		ADLER	02C B787	Scalar

< 2.5	90		ADLER	02C B787	Tensor
0.15	$+0.34$ -0.12	1	ADLER	00 B787	In ADLER 02
0.42	$+0.97$ -0.35	1	ADLER	97 B787	
< 2.4	90		ADLER	96 B787	
< 7.5	90		ATIYA	93 B787	+ $T(\pi)$ 115–127 MeV
< 5.2	90	53	ATIYA	93 B787	+ $T(\pi)$ 60–100 MeV
< 17	90	0	ATIYA	93B B787	+ $T(\pi)$ 116–127 MeV
< 34	90		ATIYA	90 B787	+ $T(\pi)$ 116–127 MeV
<140	90		ASANO	81B CNTR	+ $T(\pi)$ 116–127 MeV

⁵³ Combining ATIYA 93 and ATIYA 93B results. Superseded by ADLER 96.

$\Gamma(\pi^+ \pi^0 \nu \bar{\nu}) / \Gamma_{\text{total}}$ Γ_{34} / Γ

Test for $\Delta S = 1$ weak neutral current. Allowed by higher-order electroweak interactions.

VALUE (units 10^{-5})	CL%		DOCUMENT ID	TECN
<4.3	90	54	ADLER	01 SPEC

⁵⁴ Search region defined by $90 \text{ MeV}/c < P_{\pi^+} < 188 \text{ MeV}/c$ and $135 \text{ MeV} < E_{\pi^0} < 180 \text{ MeV}$.

$\Gamma(\mu^- \nu e^+ e^+) / \Gamma(\pi^+ \pi^- e^+ \nu_e)$ Γ_{35} / Γ_6

Test of lepton family number conservation.

VALUE (units 10^{-3})	CL%	EVTS	DOCUMENT ID	TECN	CHG
<0.5	90	0	55 DIAMANT-...	76 SPEC	+

⁵⁵ DIAMANT-BERGER 76 quotes this result times our 1975 $\pi^+ \pi^- e \nu$ BR ratio.

$\Gamma(\mu^+ \nu_e) / \Gamma_{\text{total}}$ Γ_{36} / Γ

Forbidden by lepton family number conservation.

VALUE	CL%	EVTS	DOCUMENT ID	TECN	CHG	COMMENT
<0.004	90	0	56 LYONS	81 HLBC	0	200 GeV K^+ narrow band ν beam

• • • We do not use the following data for averages, fits, limits, etc. • • •

<0.012	90	56	COOPER	82 HLBC	Wideband ν beam
--------	----	----	--------	---------	---------------------

⁵⁶ COOPER 82 and LYONS 81 limits on ν_e observation are here interpreted as limits on lepton family number violation in the absence of mixing.

$\Gamma(\pi^+ \mu^+ e^-) / \Gamma_{\text{total}}$ Γ_{37} / Γ

Test of lepton family number conservation.

VALUE (units 10^{-10})	CL%	EVTS	DOCUMENT ID	TECN	CHG
<0.28	90		57 APPEL	00 RVUE	+

• • • We do not use the following data for averages, fits, limits, etc. • • •

<0.39	90		APPEL	00 B865	+
-------	----	--	-------	---------	---

<2.1	90	0	LEE	90 SPEC	+
------	----	---	-----	---------	---

⁵⁷ This result combines APPEL 00 BNL-E865 1996 data, BNL-E865 1995 data from BERGMAN 97 and PISLAK 97 theses, and LEE 90 BNL-E777 data.

$\Gamma(\pi^+ \mu^- e^+)/\Gamma_{\text{total}}$ Γ_{38}/Γ

Test of lepton family number conservation.

VALUE (units 10^{-10})	CL%	EVTS	DOCUMENT ID	TECN	CHG
< 5.2	90	0	APPEL	00B B865	+

• • • We do not use the following data for averages, fits, limits, etc. • • •

<70	90	0	⁵⁸ DIAMANT-...	76 SPEC	+
-----	----	---	---------------------------	---------	---

⁵⁸ Measurement actually applies to the sum of the $\pi^+ \mu^- e^+$ and $\pi^- \mu^+ e^+$ modes.

$\Gamma(\pi^- \mu^+ e^+)/\Gamma_{\text{total}}$ Γ_{39}/Γ

Test of total lepton number conservation.

VALUE (units 10^{-10})	CL%	EVTS	DOCUMENT ID	TECN	CHG
< 5.0	90	0	APPEL	00B B865	+

• • • We do not use the following data for averages, fits, limits, etc. • • •

<70	90	0	⁵⁹ DIAMANT-...	76 SPEC	+
-----	----	---	---------------------------	---------	---

⁵⁹ Measurement actually applies to the sum of the $\pi^+ \mu^- e^+$ and $\pi^- \mu^+ e^+$ modes.

$\Gamma(\pi^- e^+ e^+)/\Gamma_{\text{total}}$ Γ_{40}/Γ

Test of total lepton number conservation.

VALUE	CL%	EVTS	DOCUMENT ID	TECN	CHG
< 6.4×10^{-10}	90	0	APPEL	00B B865	+

• • • We do not use the following data for averages, fits, limits, etc. • • •

< 9.2×10^{-9}	90	0	DIAMANT-...	76 SPEC	+
< 1.5×10^{-5}			CHANG	68 HBC	-

$\Gamma(\pi^- \mu^+ \mu^+)/\Gamma_{\text{total}}$ Γ_{41}/Γ

Forbidden by total lepton number conservation.

VALUE	CL%	EVTS	DOCUMENT ID	TECN	CHG
< 3.0×10^{-9}	90	0	APPEL	00B B865	+

• • • We do not use the following data for averages, fits, limits, etc. • • •

< 1.5×10^{-4}	90		⁶⁰ LITTENBERG	92 HBC	
------------------------	----	--	--------------------------	--------	--

⁶⁰ LITTENBERG 92 is from retroactive data analysis of CHANG 68 bubble chamber data.

$\Gamma(\mu^+ \bar{\nu}_e)/\Gamma_{\text{total}}$ Γ_{42}/Γ

Forbidden by total lepton number conservation.

VALUE (units 10^{-3})	CL%	DOCUMENT ID	TECN	COMMENT
< 3.3	90	⁶¹ COOPER	82 HLBC	Wideband ν beam

⁶¹ COOPER 82 limit on $\bar{\nu}_e$ observation is here interpreted as a limit on lepton number violation in the absence of mixing.

$\Gamma(\pi^0 e^+ \bar{\nu}_e)/\Gamma_{\text{total}}$ Γ_{43}/Γ

Forbidden by total lepton number conservation.

VALUE	CL%	DOCUMENT ID	TECN	COMMENT
< 0.003	90	⁶² COOPER	82 HLBC	Wideband ν beam

⁶² COOPER 82 limit on $\bar{\nu}_e$ observation is here interpreted as a limit on lepton number violation in the absence of mixing.

$\Gamma(\pi^+\gamma)/\Gamma_{\text{total}}$

Γ_{44}/Γ

Violates angular momentum conservation. Current interest in this decay is as a search for exotic physics such as a vacuum expectation value of a new vector field, non-local Superstring effects, or departures from Lorentz invariance, as discussed in ADLER 02B.

VALUE (units 10^{-7})	CL%	DOCUMENT ID	TECN	CHG
< 3.6	90	ADLER	02B B787	+
<14	90	ASANO	82 CNTR	+
<40	90	⁶³ KLEMS	71 OSPK	+

⁶³ Test of model of Selleri, Nuovo Cimento **60A** 291 (1969).

K^+ LONGITUDINAL POLARIZATION OF EMITTED μ^+

VALUE	CL%	DOCUMENT ID	TECN	CHG	COMMENT
< -0.990	90	⁶⁴ AOKI	94 SPEC	+	
< -0.990	90	IMAZATO	92 SPEC	+	Repl. by AOKI 94
-0.970 ± 0.047		⁶⁵ YAMANAKA	86 SPEC	+	
-1.0 ± 0.1		⁶⁵ CUTTS	69 SPRK	+	
-0.96 ± 0.12		⁶⁵ COOMBES	57 CNTR	+	

⁶⁴ AOKI 94 measures $\xi P_\mu = -0.9996 \pm 0.0030 \pm 0.0048$. The above limit is obtained by summing the statistical and systematic errors in quadrature, normalizing to the physically significant region ($|\xi P_\mu| < 1$) and assuming that $\xi=1$, its maximum value.

⁶⁵ Assumes $\xi=1$.

DALITZ PLOT PARAMETERS FOR $K \rightarrow 3\pi$ DECAYS

Revised 1999 by T.G. Trippe (LBNL).

The Dalitz plot distribution for $K^\pm \rightarrow \pi^\pm \pi^\pm \pi^\mp$, $K^\pm \rightarrow \pi^0 \pi^0 \pi^\pm$, and $K_L^0 \rightarrow \pi^+ \pi^- \pi^0$ can be parameterized by a series expansion such as that introduced by Weinberg [1]. We use the form

$$\begin{aligned}
 |M|^2 \propto & 1 + g \frac{(s_3 - s_0)}{m_{\pi^+}^2} + h \left[\frac{s_3 - s_0}{m_{\pi^+}^2} \right]^2 \\
 & + j \frac{(s_2 - s_1)}{m_{\pi^+}^2} + k \left[\frac{s_2 - s_1}{m_{\pi^+}^2} \right]^2 \\
 & + f \frac{(s_2 - s_1)(s_3 - s_0)}{m_{\pi^+}^2} + \dots, \quad (1)
 \end{aligned}$$

where $m_{\pi^+}^2$ has been introduced to make the coefficients g , h , j , and k dimensionless, and

$$s_i = (P_K - P_i)^2 = (m_K - m_i)^2 - 2m_K T_i, \quad i = 1, 2, 3,$$

$$s_0 = \frac{1}{3} \sum_i s_i = \frac{1}{3} (m_K^2 + m_1^2 + m_2^2 + m_3^2) .$$

Here the P_i are four-vectors, m_i and T_i are the mass and kinetic energy of the i^{th} pion, and the index 3 is used for the odd pion.

The coefficient g is a measure of the slope in the variable s_3 (or T_3) of the Dalitz plot, while h and k measure the quadratic dependence on s_3 and $(s_2 - s_1)$, respectively. The coefficient j is related to the asymmetry of the plot and must be zero if CP invariance holds. Note also that if CP is good, g , h , and k must be the same for $K^+ \rightarrow \pi^+ \pi^+ \pi^-$ as for $K^- \rightarrow \pi^- \pi^- \pi^+$.

Since different experiments use different forms for $|M|^2$, in order to compare the experiments we have converted to g , h , j , and k whatever coefficients have been measured. Where such conversions have been done, the measured coefficient a_y , a_t , a_u , or a_v is given in the comment at the right. For definitions of these coefficients, details of this conversion, and discussion of the data, see the April 1982 version of this note [2].

References

1. S. Weinberg, Phys. Rev. Lett. **4**, 87 (1960).
2. Particle Data Group, Phys. Lett. **111B**, 69 (1982).

ENERGY DEPENDENCE OF K^\pm DALITZ PLOT

$$|\text{matrix element}|^2 = 1 + gu + hu^2 + kv^2$$

where $u = (s_3 - s_0) / m_\pi^2$ and $v = (s_2 - s_1) / m_\pi^2$

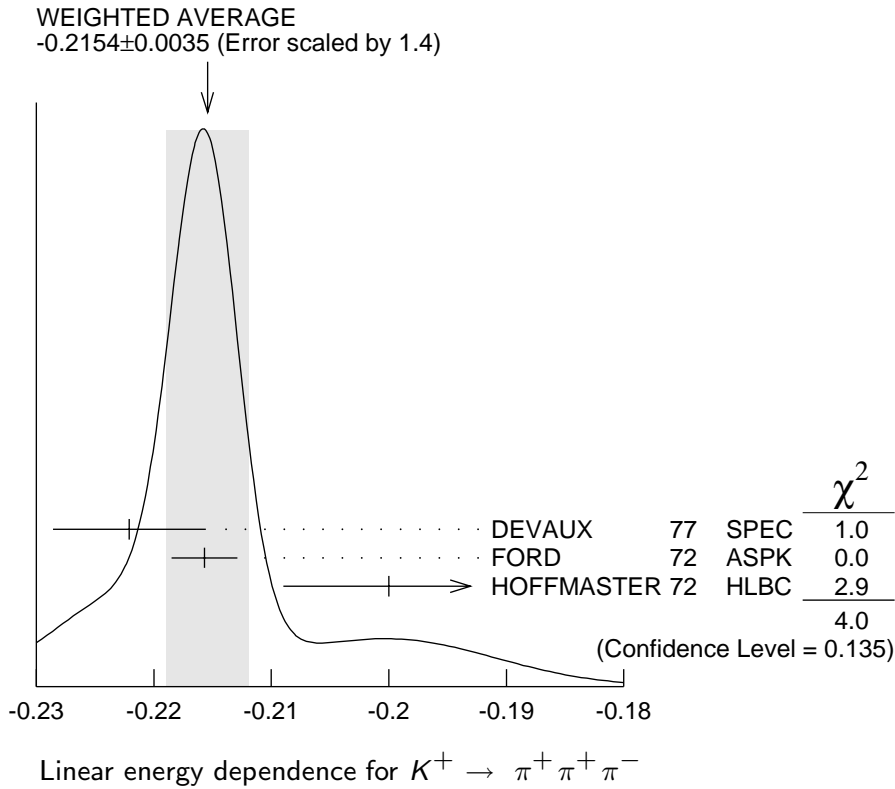
LINEAR COEFFICIENT g_{π^+} FOR $K^+ \rightarrow \pi^+ \pi^+ \pi^-$

Some experiments use Dalitz variables x and y . In the comments we give $a_y =$ coefficient of y term. See note above on "Dalitz Plot Parameters for $K \rightarrow 3\pi$ "

Decays." For discussion of the conversion of a_y to g , see the earlier version of the same note in the *Review* published in Physics Letters **111B** 70 (1982).

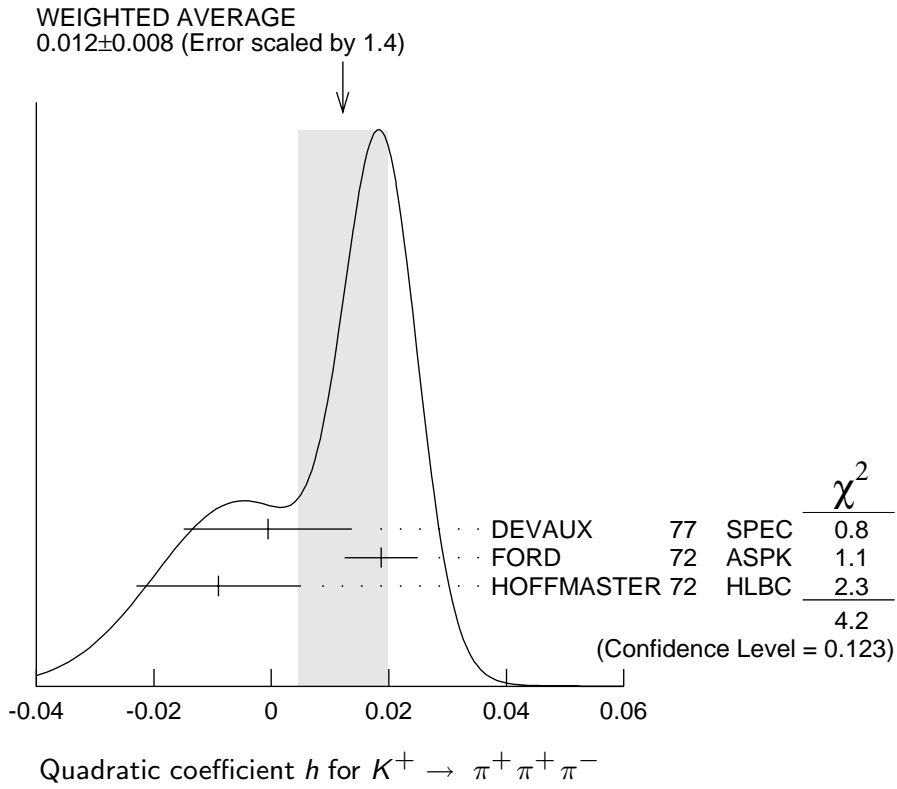
<u>VALUE</u>	<u>EVTS</u>	<u>DOCUMENT ID</u>	<u>TECN</u>	<u>CHG</u>	<u>COMMENT</u>	
-0.2154±0.0035 OUR AVERAGE					Error includes scale factor of 1.4. See the ideogram below.	
-0.2221±0.0065	225k	DEVAUX	77	SPEC	+	$a_y = .2814 \pm .0082$
-0.2157±0.0028	750k	FORD	72	ASPK	+	$a_y = .2734 \pm .0035$
-0.200 ±0.009	39819	⁶⁶ HOFFMASTER72	HLBC		+	
● ● ● We do not use the following data for averages, fits, limits, etc. ● ● ●						
-0.196 ±0.012	17898	⁶⁷ GRAUMAN	70	HLBC	+	$a_y = 0.228 \pm 0.030$
-0.218 ±0.016	9994	⁶⁸ BUTLER	68	HBC	+	$a_y = 0.277 \pm 0.020$
-0.22 ±0.024	5428	^{68,69} ZINCHENKO	67	HBC	+	$a_y = 0.28 \pm 0.03$

- ⁶⁶HOFFMASTER 72 includes GRAUMAN 70 data.
- ⁶⁷Emulsion data added — all events included by HOFFMASTER 72.
- ⁶⁸Experiments with large errors not included in average.
- ⁶⁹Also includes DBC events.



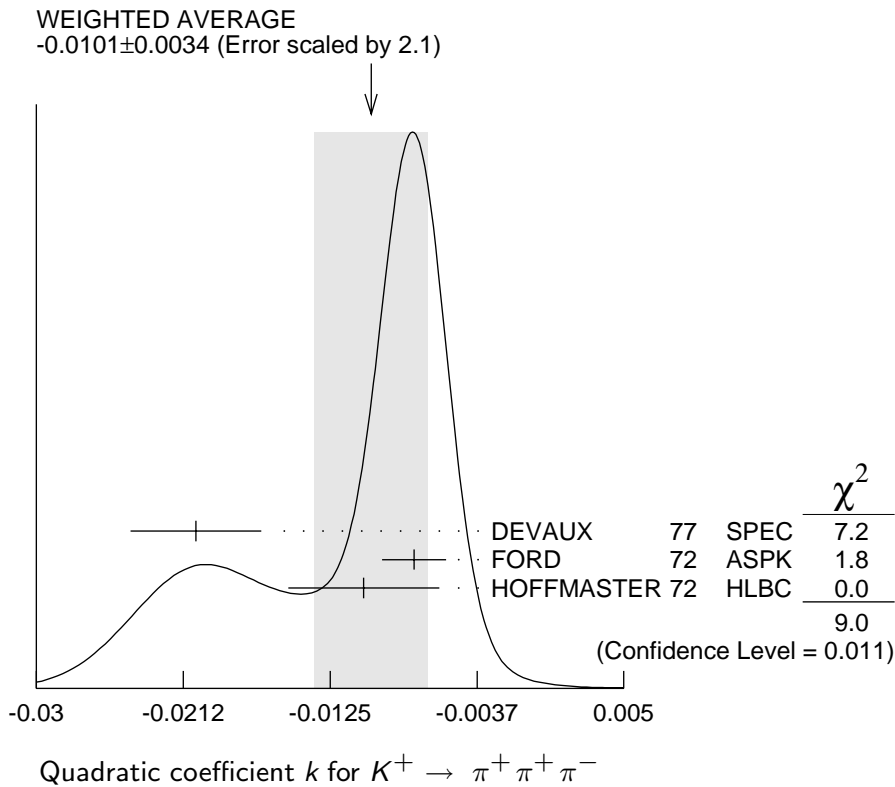
QUADRATIC COEFFICIENT h FOR $K^+ \rightarrow \pi^+ \pi^+ \pi^-$

<u>VALUE</u>	<u>EVTS</u>	<u>DOCUMENT ID</u>	<u>TECN</u>	<u>CHG</u>
0.012 ±0.008 OUR AVERAGE				
Error includes scale factor of 1.4. See the ideogram below.				
-0.0006±0.0143	225k	DEVAUX	77	SPEC
0.0187±0.0062	750k	FORD	72	ASPK
-0.009 ±0.014	39819	HOFFMASTER72	HLBC	+



QUADRATIC COEFFICIENT k FOR $K^+ \rightarrow \pi^+ \pi^+ \pi^-$

<u>VALUE</u>	<u>EVTS</u>	<u>DOCUMENT ID</u>	<u>TECN</u>	<u>CHG</u>
-0.0101 ± 0.0034 OUR AVERAGE		Error includes scale factor of 2.1. See the ideogram below.		
-0.0205 ± 0.0039	225k	DEVAUX	77 SPEC	+
-0.0075 ± 0.0019	750k	FORD	72 ASPK	+
-0.0105 ± 0.0045	39819	HOFFMASTER72	HLBC	+



LINEAR COEFFICIENT g_{π^-} FOR $K^- \rightarrow \pi^- \pi^- \pi^+$

Some experiments use Dalitz variables x and y . In the comments we give a_y = coefficient of y term. See note above on "Dalitz Plot Parameters for $K \rightarrow 3\pi$ Decays." For discussion of the conversion of a_y to g , see the earlier version of the same note in the *Review* published in Physics Letters **111B** 70 (1982).

<u>VALUE</u>	<u>EVTS</u>	<u>DOCUMENT ID</u>	<u>TECN</u>	<u>CHG</u>	<u>COMMENT</u>
-0.217 ± 0.007	OUR AVERAGE	Error includes scale factor of 2.5.			
-0.2186 ± 0.0028	750k	FORD	72	ASPK	— $a_y = 0.2770 \pm 0.0035$
-0.193 ± 0.010	50919	MAST	69	HBC	— $a_y = 0.244 \pm 0.013$
● ● ● We do not use the following data for averages, fits, limits, etc. ● ● ●					
-0.199 ± 0.008	81k	⁷⁰ LUCAS	73	HBC	— $a_y = 0.252 \pm 0.011$
-0.190 ± 0.023	5778	^{71,72} MOSCOSO	68	HBC	— $a_y = 0.242 \pm 0.029$
-0.220 ± 0.035	1347	⁷³ FERRO-LUZZI	61	HBC	— $a_y = 0.28 \pm 0.045$

⁷⁰ Quadratic dependence is required by K_L^0 experiments. For comparison we average only those K^\pm experiments which quote quadratic fit values.

⁷¹ Experiments with large errors not included in average.

⁷² Also includes DBC events.

⁷³ No radiative corrections included.

QUADRATIC COEFFICIENT h FOR $K^- \rightarrow \pi^- \pi^- \pi^+$

<u>VALUE</u>	<u>EVTS</u>	<u>DOCUMENT ID</u>	<u>TECN</u>	<u>CHG</u>
0.010 ± 0.006	OUR AVERAGE			
0.0125 ± 0.0062	750k	FORD	72	ASPK —
-0.001 ± 0.012	50919	MAST	69	HBC —

QUADRATIC COEFFICIENT k FOR $K^- \rightarrow \pi^- \pi^- \pi^+$

<u>VALUE</u>	<u>EVTS</u>	<u>DOCUMENT ID</u>	<u>TECN</u>	<u>CHG</u>
-0.0084 ± 0.0019 OUR AVERAGE				
-0.0083 ± 0.0019	750k	FORD	72 ASPK	-
-0.014 ± 0.012	50919	MAST	69 HBC	-

$(g_{\tau^+} - g_{\tau^-}) / (g_{\tau^+} + g_{\tau^-})$ FOR $K^\pm \rightarrow \pi^\pm \pi^+ \pi^-$

A nonzero value for this quantity indicates *CP* violation.

<u>VALUE (%)</u>	<u>EVTS</u>	<u>DOCUMENT ID</u>	<u>TECN</u>
-0.70 ± 0.53	3.2M	FORD	70 ASPK

LINEAR COEFFICIENT g FOR $K^\pm \rightarrow \pi^\pm \pi^0 \pi^0$

Unless otherwise stated, all experiments include terms quadratic in $(s_3 - s_0) / m_{\pi^+}^2$. See note above on "Dalitz Plot Parameters for $K \rightarrow 3\pi$ Decays."

See BATUSOV 98 for a discussion of the discrepancy between their result and others, especially BOLOTOV 86. At this time we have no way to resolve the discrepancy so we depend on the large scale factor as a warning.

<u>VALUE</u>	<u>EVTS</u>	<u>DOCUMENT ID</u>	<u>TECN</u>	<u>CHG</u>	<u>COMMENT</u>
0.638 ± 0.020 OUR AVERAGE Error includes scale factor of 2.5. See the ideogram below.					
0.627 ± 0.004 ± 0.010	252k	^{74,75} AJINENKO	03B ISTR	-	
0.736 ± 0.014 ± 0.012	33k	BATUSOV	98 SPEC	+	
0.582 ± 0.021	43k	BOLOTOV	86 CALO	-	
0.670 ± 0.054	3263	BRAUN	76B HLBC	+	
0.630 ± 0.038	5635	SHEAFF	75 HLBC	+	
0.510 ± 0.060	27k	SMITH	75 WIRE	+	
0.67 ± 0.06	1365	AUBERT	72 HLBC	+	
0.544 ± 0.048	4048	DAVISON	69 HLBC	+	Also emulsion
• • • We do not use the following data for averages, fits, limits, etc. • • •					
0.518 ± 0.039	815	⁷⁶ SHIN	00 SPEC	+	
0.806 ± 0.220	4639	⁷⁷ BERTRAND	76 EMUL	+	
0.484 ± 0.084	574	⁷⁶ LUCAS	73B HBC	-	Dalitz pairs only
0.527 ± 0.102	198	⁷⁷ PANDOULAS	70 EMUL	+	
0.586 ± 0.098	1874	⁷⁶ BISI	65 HLBC	+	Also HBC
0.48 ± 0.04	1792	⁷⁶ KALMUS	64 HLBC	+	

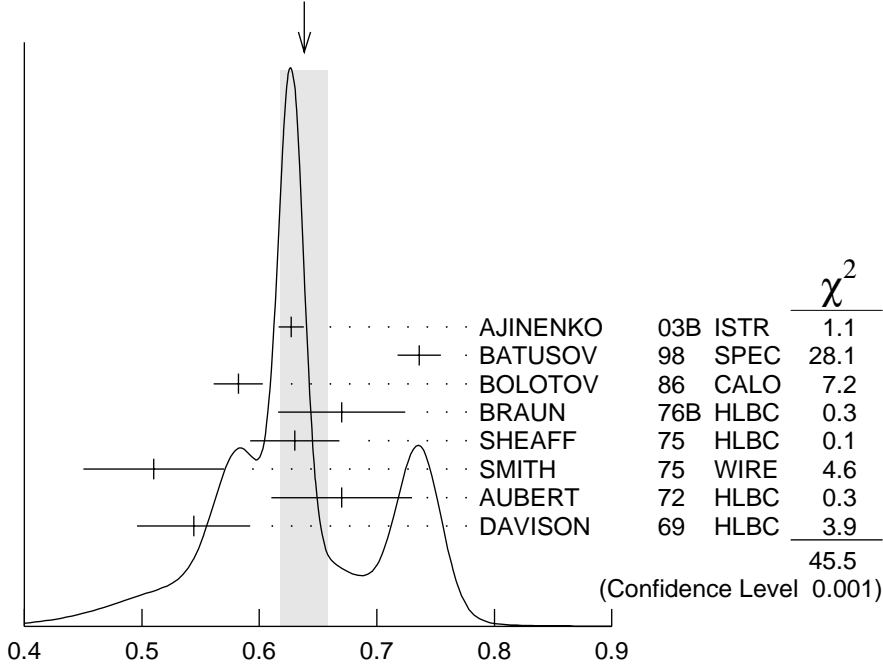
⁷⁴ Measured using in-flight decays of the 25 GeV negative secondary beam.

⁷⁵ They form new world averages $g_- = (0.617 \pm 0.018)$ and $g_+ = (0.684 \pm 0.033)$ which give $\Delta g_{\tau'} = 0.051 \pm 0.028$.

⁷⁶ Authors give linear fit only.

⁷⁷ Experiments with large errors not included in average.

WEIGHTED AVERAGE
 0.638 ± 0.020 (Error scaled by 2.5)



Linear energy dependence for $K^\pm \rightarrow \pi^\pm \pi^0 \pi^0$

QUADRATIC COEFFICIENT h FOR $K^\pm \rightarrow \pi^\pm \pi^0 \pi^0$

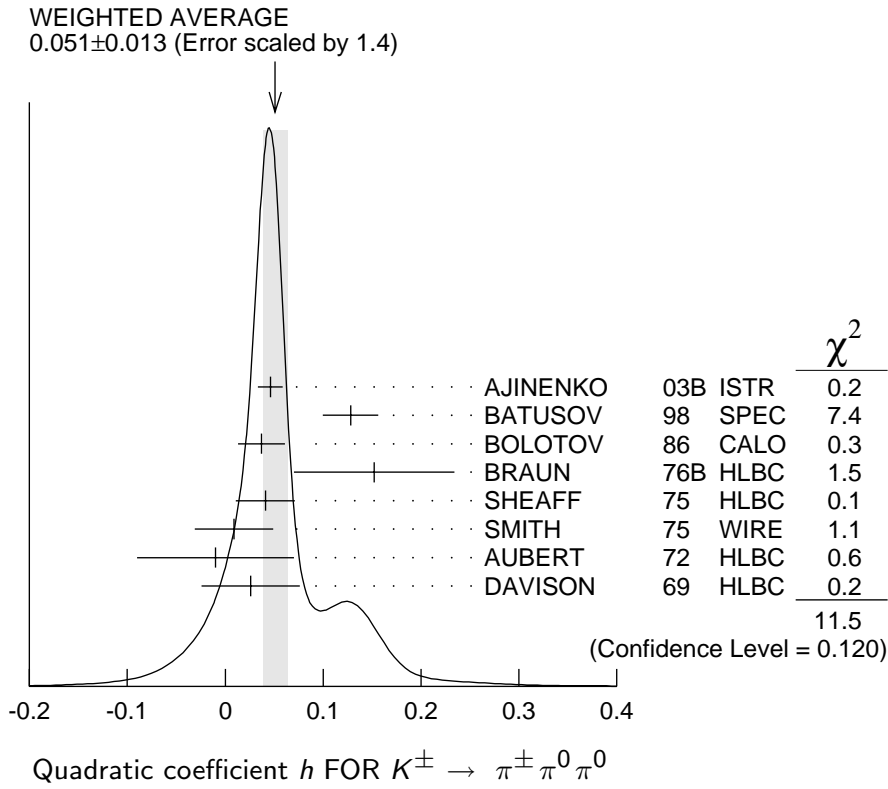
VALUE	EVTS	DOCUMENT ID	TECN	CHG	COMMENT
0.051 ± 0.013 OUR AVERAGE					Error includes scale factor of 1.4. See the ideogram below.
$0.046 \pm 0.004 \pm 0.012$	252k	⁷⁸ AJINENKO	03B ISTR	-	
$0.128 \pm 0.015 \pm 0.024$	33k	BATUSOV	98 SPEC	+	
0.037 ± 0.024	43k	BOLOTOV	86 CALO	-	
0.152 ± 0.082	3263	BRAUN	76B HLBC	+	
0.041 ± 0.030	5635	SHEAFF	75 HLBC	+	
0.009 ± 0.040	27k	SMITH	75 WIRE	+	
-0.01 ± 0.08	1365	AUBERT	72 HLBC	+	
0.026 ± 0.050	4048	DAVISON	69 HLBC	+	Also emulsion

• • • We do not use the following data for averages, fits, limits, etc. • • •

0.164 ± 0.121	4639	⁷⁹ BERTRAND	76 EMUL	+
0.018 ± 0.124	198	⁷⁹ PANDOULAS	70 EMUL	+

⁷⁸ Measured using in-flight decays of the 25 GeV negative secondary beam.

⁷⁹ Experiments with large errors not included in average.



QUADRATIC COEFFICIENT k FOR $K^\pm \rightarrow \pi^\pm \pi^0 \pi^0$

VALUE	EVTS	DOCUMENT ID	TECN	CHG
0.004 ± 0.007 OUR AVERAGE				
		Error includes scale factor of 3.2.		
$0.001 \pm 0.001 \pm 0.002$	252k	⁸⁰ AJINENKO	03B ISTR	-
$0.0197 \pm 0.0045 \pm 0.0029$	33k	BATUSOV	98 SPEC	+
• • • We do not use the following data for averages, fits, limits, etc. • • •				
0.043 ± 0.020	815	SHIN	00 SPEC	+

⁸⁰ Measured using in-flight decays of the 25 GeV negative secondary beam.

$K_{\ell 3}^\pm$ AND $K_{\ell 3}^0$ FORM FACTORS

Revised January 2004 by T.G. Trippe (LBNL).

Assuming that only the vector current contributes to $K \rightarrow \pi \ell \nu$ decays, we write the matrix element as

$$\begin{aligned}
 M \propto & f_+(t) [(P_K + P_\pi)_\mu \bar{\ell} \gamma_\mu (1 + \gamma_5) \nu] \\
 & + f_-(t) [m_\ell \bar{\ell} (1 + \gamma_5) \nu] ,
 \end{aligned}
 \tag{1}$$

where P_K and P_π are the four-momenta of the K and π mesons, m_ℓ is the lepton mass, and f_+ and f_- are dimensionless

form factors which can depend only on $t = (P_K - P_\pi)^2$, the square of the four-momentum transfer to the leptons. If time-reversal invariance holds, f_+ and f_- are relatively real. $K_{\mu 3}$ experiments, discussed immediately below, measure f_+ and f_- , while $K_{e 3}$ experiments, discussed further below, are sensitive only to f_+ because the small electron mass makes the f_- term negligible.

For this edition, fits to the form factor data have been made with and without the assumption of μ - e universality, as described near the end of the note.

$K_{\mu 3}$ Experiments. Analyses of $K_{\mu 3}$ data frequently assume a linear dependence of f_+ and f_- on t , *i.e.*,

$$f_{\pm}(t) = f_{\pm}(0) [1 + \lambda_{\pm}(t/m_{\pi}^2)] \quad (2)$$

Most $K_{\mu 3}$ data are adequately described by Eq. (2) for f_+ and a constant f_- (*i.e.*, $\lambda_- = 0$). There are two equivalent parametrizations commonly used in these analyses:

(1) $\lambda_+, \xi(0)$ parametrization. Analyses of $K_{\mu 3}$ data often introduce the ratio of the two form factors

$$\xi(t) = f_-(t)/f_+(t) . \quad (3)$$

The $K_{\mu 3}$ decay distribution is then described by the two parameters λ_+ and $\xi(0)$ (assuming time reversal invariance and $\lambda_- = 0$). These parameters can be determined by three different methods:

Method A. By studying the Dalitz plot or the pion spectrum of $K_{\mu 3}$ decay. The Dalitz plot density is (see, *e.g.*, Chounet *et al.* [1]):

$$\rho(E_{\pi}, E_{\mu}) \propto f_+^2(t) [A + B\xi(t) + C\xi(t)^2] ,$$

where

$$\begin{aligned}
 A &= m_K (2E_\mu E_\nu - m_K E'_\pi) + m_\mu^2 \left(\frac{1}{4} E'_\pi - E_\nu \right) , \\
 B &= m_\mu^2 \left(E_\nu - \frac{1}{2} E'_\pi \right) , \\
 C &= \frac{1}{4} m_\mu^2 E'_\pi , \\
 E'_\pi &= E_\pi^{\max} - E_\pi = (m_K^2 + m_\pi^2 - m_\mu^2) / 2m_K - E_\pi . \quad (4)
 \end{aligned}$$

Here E_π , E_μ , and E_ν are, respectively, the pion, muon, and neutrino energies in the kaon center of mass. The density ρ is fit to the data to determine the values of λ_+ , $\xi(0)$, and their correlation.

Method B. By measuring the $K_{\mu 3}/K_{e 3}$ branching ratio and comparing it with the theoretical ratio (see, *e.g.*, Fearing *et al.* [2]) as given in terms of λ_+ and $\xi(0)$, assuming μ - e universality:

$$\begin{aligned}
 \Gamma(K_{\mu 3}^\pm) / \Gamma(K_{e 3}^\pm) &= 0.6457 + 1.4115\lambda_+ + 0.1264\xi(0) \\
 &\quad + 0.0192\xi(0)^2 + 0.0080\lambda_+\xi(0) , \\
 \Gamma(K_{\mu 3}^0) / \Gamma(K_{e 3}^0) &= 0.6452 + 1.3162\lambda_+ + 0.1264\xi(0) \\
 &\quad + 0.0186\xi(0)^2 + 0.0064\lambda_+\xi(0) . \quad (5)
 \end{aligned}$$

This cannot determine λ_+ and $\xi(0)$ simultaneously but simply fixes a relationship between them.

Method C. By measuring the muon polarization in $K_{\mu 3}$ decay. In the rest frame of the K , the μ is expected to be polarized in

the direction \mathbf{A} with $\mathbf{P} = \mathbf{A}/|\mathbf{A}|$, where \mathbf{A} is given (Cabibbo and Maksymowicz [3]) by

$$\begin{aligned} \mathbf{A} = & a_1(\xi)\mathbf{p}_\mu \\ & - a_2(\xi) \left[\frac{\mathbf{p}_\mu}{m_\mu} \left(m_K - E_\pi + \frac{\mathbf{p}_\pi \cdot \mathbf{p}_\mu}{|\mathbf{p}_\mu|^2} (E_\mu - m_\mu) \right) + \mathbf{p}_\pi \right] \\ & + m_K \text{Im}\xi(t)(\mathbf{p}_\pi \times \mathbf{p}_\mu) . \end{aligned} \quad (6)$$

If time-reversal invariance holds, ξ is real, and thus there is no polarization perpendicular to the K -decay plane. Polarization experiments measure the weighted average of $\xi(t)$ over the t range of the experiment, where the weighting accounts for the variation with t of the sensitivity to $\xi(t)$.

(2) λ_+ , λ_0 parametrization. Most of the more recent $K_{\mu 3}$ analyses have parameterized in terms of the form factors f_+ and f_0 which are associated with vector and scalar exchange, respectively, to the lepton pair. f_0 is related to f_+ and f_- by

$$f_0(t) = f_+(t) + [t/(m_K^2 - m_\pi^2)] f_-(t) . \quad (7)$$

Here $f_0(0)$ must equal $f_+(0)$ unless $f_-(t)$ diverges at $t = 0$. The earlier assumption that f_+ is linear in t and f_- is constant leads to f_0 linear in t :

$$f_0(t) = f_0(0) [1 + \lambda_0(t/m_\pi^2)] . \quad (8)$$

With the assumption that $f_0(0) = f_+(0)$, the two parametrizations, $(\lambda_+, \xi(0))$ and (λ_+, λ_0) are equivalent as long as correlation information is retained. (λ_+, λ_0) correlations tend to be less strong than $(\lambda_+, \xi(0))$ correlations.

The experimental results for $\xi(0)$ and its correlation with λ_+ are listed in the K^\pm and K_L^0 sections of the Particle Listings

in section ξ_A , ξ_B , or ξ_C depending on whether method A, B, or C discussed above was used. The corresponding values of λ_+ are also listed.

Because recent experiments tend to use the (λ_+, λ_0) parametrization, we include a subsection for λ_0 results. Whenever possible we have converted $\xi(0)$ results into λ_0 results and vice versa.

See the 1982 version of this note [4] for additional discussion of the $K_{\mu 3}^0$ parameters, correlations, and conversion between parametrizations.

K_{e3} Experiments. Analysis of K_{e3} data is simpler than that of $K_{\mu 3}$ because the second term of the matrix element assuming a pure vector current [Eq. (1) above] can be neglected. Here f_+ is usually assumed to be linear in t , and the linear coefficient λ_+ of Eq. (2) is determined.

If we remove the assumption of a pure vector current, then the matrix element for the decay, in addition to the terms in Eq. (1), would contain

$$\begin{aligned}
 &+2m_K f_S \bar{\ell}(1 + \gamma_5)\nu \\
 &+(2f_T/m_K)(P_K)_\lambda(P_\pi)_\mu \bar{\ell} \sigma_{\lambda\mu}(1 + \gamma_5)\nu , \qquad (9)
 \end{aligned}$$

where f_S is the scalar form factor, and f_T is the tensor form factor. In the case of the K_{e3} decays where the f_- term can be neglected, experiments have yielded limits on $|f_S/f_+|$ and $|f_T/f_+|$.

Fits for $K_{\ell 3}$ Form Factors. Fits are made for the two parameters λ_+ and λ_0 and their correlation, or equivalently for λ_+ and $\xi(0)$ and their correlation. The fits are done both with and without assuming μ - e universality. This assumption sets $\lambda_+(K_{\mu 3}) = \lambda_+(K_{e3})$ so that the more precise λ_+ values from K_{e3} can be included with the $K_{\mu 3}$ data in the fit. In addition

it allows the $K_{\mu 3}/K_{e 3}$ branching ratio to be used in the determination of $\xi(0)$ or λ_0 as a function of λ_+ . Without this assumption, $\lambda_+(K_{e 3})$ values are averaged separately and excluded from the fit to $K_{\mu 3}$ data, and branching ratio data are not used. The Kaon Particle Listings show the results with and without assuming μ - e universality.

References

1. L.M. Chounet, J.M. Gaillard, and M.K. Gaillard, Phys. Reports **4C**, 199 (1972).
2. H.W. Fearing, E. Fischbach, and J. Smith, Phys. Rev. **D2**, 542 (1970).
3. N. Cabibbo and A. Maksymowicz, Phys. Lett. **9**, 352 (1964).
4. Particle Data Group, Phys. Lett. **111B**, 73 (1982).

$K_{\mu 3}^{\pm}$ FORM FACTORS

In the form factor comments, the following symbols are used.

f_+ and f_- are form factors for the vector matrix element.

f_S and f_T refer to the scalar and tensor term.

$f_0 = f_+ + f_- t/(m_K^2 - m_\pi^2)$.

λ_+ , λ_- , and λ_0 are the linear expansion coefficients of f_+ , f_- , and f_0 .

λ_+ refers to the $K_{\mu 3}^{\pm}$ value except in the $K_{e 3}^{\pm}$ sections.

$d\xi(0)/d\lambda_+$ is the correlation between $\xi(0)$ and λ_+ in $K_{\mu 3}^{\pm}$.

$d\lambda_0/d\lambda_+$ is the correlation between λ_0 and λ_+ in $K_{\mu 3}^{\pm}$.

t = momentum transfer to the π in units of m_π^2 .

DP = Dalitz plot analysis.

PI = π spectrum analysis.

MU = μ spectrum analysis.

POL = μ polarization analysis.

BR = $K_{\mu 3}^{\pm}/K_{e 3}^{\pm}$ branching ratio analysis.

E = positron or electron spectrum analysis.

RC = radiative corrections.

λ_+ (LINEAR ENERGY DEPENDENCE OF f_+ IN K_{e3}^\pm DECAY)

For radiative correction of K_{e3}^\pm Dalitz plot, see GINSBERG 67 and BECHERRAWY 70.

Results labeled OUR FIT are discussed in the review " $K_{\ell 3}^\pm$ and $K_{\ell 3}^0$ Form Factors" above.

VALUE (units 10^{-2})	EVTS	DOCUMENT ID	TECN	CHG	COMMENT
2.78 ± 0.07 OUR FIT		Error includes scale factor of 1.5. Assumes μ -e universality.			
2.77 ± 0.05 OUR AVERAGE					
2.774 ± 0.047 ± 0.032	919k	⁸¹ YUSHCHENKO04B	ISTR	–	
2.78 ± 0.26 ± 0.30	41k	SHIMIZU	00 SPEC	+	DP, uses RC
1.8 ± 0.7	3000	ARTEMOV	97B SPEC	–	DP
2.84 ± 0.27 ± 0.20	32k	⁸² AKIMENKO	91 SPEC		PI, no RC
2.9 ± 0.4	62k	⁸³ BOLOTOV	88 SPEC		PI, no RC
2.7 ± 0.8		⁸⁴ BRAUN	73B HLBC	+	DP, no RC
2.9 ± 1.1	4017	CHIANG	72 OSPK	+	DP, RC negligible
2.7 ± 1.0	2707	STEINER	71 HLBC	+	DP, uses RC
4.5 ± 1.5	1458	BOTTERILL	70 OSPK		PI, uses RC
4.5 +1.7 –1.8	854	BELLOTTI	67B FBC	+	DP, uses RC
1.6 ± 1.6	1393	IMLAY	67 OSPK	+	DP, no RC
2.8 +1.3 –1.4	515	KALMUS	67 FBC	+	e^+ , PI, no RC

• • • We do not use the following data for averages, fits, limits, etc. • • •

2.93 ± 0.15 ± 0.2	130k	⁸⁵ AJINENKO	02 SPEC		DP, uses RC
2.5 ± 0.7		⁸⁶ BRAUN	74 HLBC	+	$K_{\mu 3}/K_{e 3}$ vs. t

⁸¹ This should be considered a mean slope. A significant quadratic non-linearity is observed, with linear and quadratic form factor parameters $\lambda_+ = 0.02324 \pm 0.00152 \pm 0.00032$ and $\lambda'_+ = 0.00084 \pm 0.00027 \pm 0.00031$.

⁸² AKIMENKO 91 state that radiative corrections would raise λ_+ by 0.0013.

⁸³ BOLOTOV 88 state radiative corrections of GINSBERG 67 would raise λ_+ by 0.002.

⁸⁴ BRAUN 73B states that radiative corrections of GINSBERG 67 would lower λ_+^e by 0.002 but that radiative corrections of BECHERRAWY 70 disagrees and would raise λ_+^e by 0.005.

⁸⁵ Superseded by YUSHCHENKO 04B.

⁸⁶ BRAUN 74 is a combined $K_{\mu 3}$ - $K_{e 3}$ result. It is not independent of BRAUN 73C ($K_{\mu 3}$) and BRAUN 73B ($K_{e 3}$) form factor results.

$\xi_A = f_-/f_+$ (determined from $K_{\mu 3}^\pm$ spectra)

Results labeled OUR FIT are discussed in the review " $K_{\ell 3}^\pm$ and $K_{\ell 3}^0$ Form Factors" above. ξ_A is $\xi(0)$ determined by Method A of that review. The parameter $\xi(0)$ is redundant with λ_0 below and is not put into the Meson Summary Table.

VALUE	$d\xi(0)/d\lambda_+$	EVTS	DOCUMENT ID	TECN	CHG	COMMENT
–0.125 ± 0.023 OUR FIT		Error includes scale factor of 1.5. Correlation is $d\xi(0)/d\lambda_+ = -16.3$. Assumes μ -e universality.				
–0.14 ± 0.05 OUR FIT		Error includes scale factor of 1.8. Correlation is $d\xi(0)/d\lambda_+ = -16.6$.				
–0.116 ± 0.030	–17	540k	⁸⁷ YUSHCHENKO04	ISTR	–	DP
+0.54 ± 0.39	–12	3000	⁸⁷ ARTEMOV	97B SPEC	–	DP

-0.27 ±0.25	-17	3973	WHITMAN	80	SPEC	+	DP
-0.8 ±0.8	-20	490	⁸⁸ ARNOLD	74	HLBC	+	DP
-0.57 ±0.24	-9	6527	⁸⁹ MERLAN	74	ASPK	+	DP
-0.36 ±0.40	-19	1897	⁹⁰ BRAUN	73C	HLBC	+	DP
-0.62 ±0.28	-12	4025	⁹¹ ANKENBRA...	72	ASPK	+	PI
+0.45 ±0.28	-15	3480	⁹² CHIANG	72	OSPK	+	DP
-0.5 ±0.8	-26	2041	⁹³ KIJEWSKI	69	OSPK	+	PI
+0.72 ±0.93	-17	444	CALLAHAN	66B	FBC	+	PI
● ● ● We do not use the following data for averages, fits, limits, etc. ● ● ●							
-0.14 ±0.10	-18	112k	^{87,94} AJINENKO	03	ISTR	-	DP
-1.1 ±0.56	-29	3240	⁹⁵ HAIDT	71	HLBC	+	DP
-0.5 ±0.9	none	78	EISLER	68	HLBC	+	PI, $\lambda_+=0$
0.0 +1.1 -0.9		2648	⁹⁶ CALLAHAN	66B	FBC	+	$\mu, \lambda_+=0$
+0.7 ±0.5		87	GIACOMELLI	64	EMUL	+	MU+BR, $\lambda_+=0$
-0.08 ±0.7			⁹⁷ JENSEN	64	XEBC	+	DP+BR
+1.8 ±0.6		76	BROWN	62B	XEBC	+	DP+BR, $\lambda_+=0$

⁸⁷ Calculated from λ_+ , λ_0 , and $d\lambda_0/d\lambda_+$.

⁸⁸ ARNOLD 74 figure 4 was used to obtain ξ_A and $d\xi(0)/d\lambda_+$.

⁸⁹ MERLAN 74 figure 5 was used to obtain $d\xi(0)/d\lambda_+$.

⁹⁰ BRAUN 73C gives $\xi(t) = -0.34 \pm 0.20$, $d\xi(t)/d\lambda_+ = -14$ for $\lambda_+ = 0.027$, $t = 6.6$. We calculate above $\xi(0)$ and $d\xi(0)/d\lambda_+$ for their $\lambda_+ = 0.025 \pm 0.017$.

⁹¹ ANKENBRANDT 72 figure 3 was used to obtain $d\xi(0)/d\lambda_+$.

⁹² CHIANG 72 figure 10 was used to obtain $d\xi(0)/d\lambda_+$. Fit had $\lambda_- = \lambda_+$ but would not change for $\lambda_- = 0$. L.Pondrom, (private communication 74).

⁹³ KIJEWSKI 69 figure 17 was used to obtain $d\xi(0)/d\lambda_+$ and errors.

⁹⁴ Superseded by YUSHCHENKO 04.

⁹⁵ HAIDT 71 table 8 (Dalitz plot analysis) gives $d\xi(0)/d\lambda_+ = (-1.1+0.5)/(0.050-0.029) = -29$, error raised from 0.50 to agree with $d\xi(0) = 0.20$ for fixed λ_+ . Not included in fit because of large disagreement with more precise $K_{\mu 3}/K_{e 3}$ branching ratio measurement.

⁹⁶ CALLAHAN 66 table 1 (π analysis) gives $d\xi(0)/d\lambda_+ = (0.72-0.05)/(0-0.04) = -17$, error raised from 0.80 to agree with $d\xi(0) = 0.37$ for fixed λ_+ . t unknown.

⁹⁷ JENSEN 64 gives $\lambda_+^\mu = \lambda_+^e = -0.020 \pm 0.027$. $d\xi(0)/d\lambda_+$ unknown. Includes SHAKLEE 64 $\xi_B(K_{\mu 3}/K_{e 3})$.

$\xi_B = f_-/f_+$ (determined from $K_{\mu 3}^\pm/K_{e 3}^\pm$)

The $K_{\mu 3}^\pm/K_{e 3}^\pm$ branching ratio fixes a relationship between $\xi(0)$ and λ_+ if μ - e universality is assumed. We quote the author's $\xi(0)$ and associated λ_+ but do not average because the λ_+ values differ. The result labeled OUR FIT below does not use these ξ_B values. Instead it uses the authors $K_{\mu 3}^+/K_{e 3}^+$ branching ratios to obtain the fitted $K_{\mu 3}^\pm/K_{e 3}^\pm$ ratio which is then converted to KL3FIT value below, as discussed in the review " $K_{\ell 3}^\pm$ and $K_{\ell 3}^0$ Form Factors" above. ξ_B is $\xi(0)$ determined by Method B of

that review. The parameter $\xi(0)$ is redundant with λ_0 below and is not put into the Meson Summary Table.

VALUE	EVTS	DOCUMENT ID	TECN	CHG	COMMENT
-0.125±0.023 OUR FIT Error includes scale factor of 1.5. Correlation is $d\xi(0)/d\lambda_+ = -16.3$. Assumes μ -e universality.					
-0.13 ±0.06		⁹⁸ KL3FIT	04	RVUE	$\lambda_+ = 0.030$
● ● ● We do not use the following data for averages, fits, limits, etc. ● ● ●					
-0.12 ±0.12	55k	⁹⁹ HEINTZE	77	CNTR	+ $\lambda_+ = 0.029$
0.0 ±0.15	5825	CHIANG	72	OSPK	+ $\lambda_+ = 0.03$, fig.10
-0.81 ±0.27	1505	¹⁰⁰ HAIDT	71	HLBC	+ $\lambda_+ = 0.028$, fig.8
-0.35 ±0.22		¹⁰¹ BOTTERILL	70	OSPK	+ $\lambda_+ = 0.045 \pm 0.015$
+0.91 ±0.82		ZELLER	69	ASPK	+ $\lambda_+ = 0.023$
-0.08 ±0.15	5601	¹⁰¹ BOTTERILL	68B	ASPK	+ $\lambda_+ = 0.023 \pm 0.008$
-0.60 ±0.20	1398	¹⁰⁰ EICHTEN	68	HLBC	+ See note
+1.0 ±0.6	986	GARLAND	68	OSPK	+ $\lambda_+ = 0$
+0.75 ±0.50	306	AUERBACH	67	OSPK	+ $\lambda_+ = 0$
+0.4 ±0.4	636	CALLAHAN	66B	FBC	+ $\lambda_+ = 0$
+0.6 ±0.5		BISI	65B	HBC	+ $\lambda_+ = 0$
+0.8 ±0.6	500	CUTTS	65	OSPK	+ $\lambda_+ = 0$
-0.17 $\begin{smallmatrix} +0.75 \\ -0.99 \end{smallmatrix}$		SHAKLEE	64	XEBC	+ $\lambda_+ = 0$

⁹⁸ KL3FIT value is from fitted $K_{\mu 3}^{\pm}/K_{e 3}^{\pm}$ branching ratio. $d\xi(0)/d\lambda_+ = -11.6$.

⁹⁹ Calculated by us from λ_0 and λ_+ given below.

¹⁰⁰ EICHTEN 68 has $\lambda_+ = 0.023 \pm 0.008$, $t = 4$, independent of λ_- . Replaced by HAIDT 71.

¹⁰¹ BOTTERILL 70 is re-evaluation of BOTTERILL 68B with different λ_+ .

$\xi_C = f_-/f_+$ (determined from μ polarization in $K_{\mu 3}^{\pm}$)

The μ polarization is a measure of $\xi(t)$. No assumptions on λ_{+-} are necessary, but t (weighted by sensitivity to $\xi(t)$) should be specified. In λ_+ , $\xi(0)$ parametrization this is $\xi(0)$ for $\lambda_+ = 0$. $d\xi/d\lambda = \xi t$. For radiative correction to muon polarization in $K_{\mu 3}^{\pm}$, see GINSBERG 71. Results labeled OUR FIT are discussed in the review " $K_{\ell 3}^{\pm}$ and $K_{\ell 3}^0$ Form Factors" above. ξ_C is $\xi(0)$ determined by Method C of that review. The parameter $\xi(0)$ is redundant with λ_0 below and is not put into the Meson Summary Table.

VALUE	EVTS	DOCUMENT ID	TECN	CHG	COMMENT
-0.125±0.023 OUR FIT Error includes scale factor of 1.5. Correlation is $d\xi(0)/d\lambda_+ = -16.3$. Assumes μ -e universality.					
-0.14 ±0.05 OUR FIT Error includes scale factor of 1.8. Correlation is $d\xi(0)/d\lambda_+ = -16.6$.					
-0.95 ±0.3	3133	¹⁰² CUTTS	69	OSPK	+ Total pol. $t=4.0$
-1.0 ±0.3	6000	¹⁰³ BETTELS	68	HLBC	+ Total pol. $t=4.9$
● ● ● We do not use the following data for averages, fits, limits, etc. ● ● ●					
-0.25 ±1.20	1585	¹⁰⁴ BRAUN	75	HLBC	+ POL, $t=4.2$
-0.64 ±0.27	40k	¹⁰⁵ MERLAN	74	ASPK	+ POL, $d\xi(0)/d\lambda_+ = +1.7$

- 102 CUTTS 69 $t = 4.0$ was calculated from figure 8. $d\xi(0)/d\lambda_+ = \xi t = -0.95 \times 4 = -3.8$.
 103 BETTELS 68 $d\xi(0)/d\lambda_+ = \xi t = -1.0 \times 4.9 = -4.9$.
 104 BRAUN 75 $d\xi(0)/d\lambda_+ = \xi t = -0.25 \times 4.2 = -1.0$.
 105 MERLAN 74 polarization result (figure 5) not possible. See discussion of polarization experiments in note on " $K_{\ell 3}$ Form Factors" in the 1982 edition of this *Review* [Physics Letters **111B** (1982)].

λ_+ (LINEAR ENERGY DEPENDENCE OF f_+ IN $K_{\mu 3}^{\pm}$ DECAY)

See also the corresponding entries and footnotes in sections ξ_A , ξ_C , and λ_0 . For radiative correction of $K_{\mu 3}^{\pm}$ Dalitz plot, see GINSBERG 70 and BECHERRAWY 70.

Results labeled OUR FIT are discussed in the review " $K_{\ell 3}^{\pm}$ and $K_{\ell 3}^0$ Form Factors" above.

VALUE (units 10^{-2})	EVTS	DOCUMENT ID	TECN	CHG	COMMENT
2.78 ± 0.07 OUR FIT	Error includes scale factor of 1.5. Assumes μ -e universality.				
2.84 ± 0.27 OUR FIT	Error includes scale factor of 1.8.				
2.77 ± 0.13 ± 0.09	540k	YUSHCHENKO04	ISTR	–	DP
1.4 ± 2.4	3000	ARTEMOV	97B SPEC	–	DP
5.0 ± 1.3	3973	WHITMAN	80 SPEC	+	DP
2.5 ± 3.0	490	ARNOLD	74 HLBC	+	DP
2.7 ± 1.9	6527	MERLAN	74 ASPK	+	DP
2.5 ± 1.7	1897	BRAUN	73C HLBC	+	DP
2.4 ± 1.9	4025	106 ANKENBRA...	72 ASPK	+	PI
–0.6 ± 1.5	3480	CHIANG	72 OSPK	+	DP
0.9 ± 2.6	2041	KIJEWSKI	69 OSPK	+	PI
0.0 ± 5.0	444	CALLAHAN	66B FBC	+	PI
● ● ● We do not use the following data for averages, fits, limits, etc. ● ● ●					
3.21 ± 0.45	112k	107 AJINENKO	03 ISTR	–	DP
2.9 ± 2.4	3000	108 ARTEMOV	97 SPEC	–	DP
5.0 ± 1.8	3240	109 HAIDT	71 HLBC	+	DP

106 ANKENBRANDT 72 λ_+ from figure 3 to match $d\xi(0)/d\lambda_+$. Text gives 0.024 ± 0.022 .

107 Superseded by YUSHCHENKO 04.

108 Superseded by ARTEMOV 97B.

109 Not included in fit because of large discrepancy in $K_{\mu 3}/K_{e 3}$ branching ratio with more precise experiments.

λ_0 (LINEAR ENERGY DEPENDENCE OF f_0 IN $K_{\mu 3}^{\pm}$ DECAY)

Wherever possible, we have converted the above values of $\xi(0)$ into values of λ_0 using the associated λ_+^{μ} and $d\xi/d\lambda$. Results labeled OUR FIT are discussed in the review

" $K_{\ell 3}^{\pm}$ and $K_{\ell 3}^0$ Form Factors" above.

VALUE (units 10^{-2})	$d\lambda_0/d\lambda_+$	EVTS	DOCUMENT ID	TECN	CHG	COMMENT
1.74 ± 0.22 OUR FIT	Error includes scale factor of 1.8. Correlation is $d\lambda_0/d\lambda_+ = -0.34$.					
1.77 ± 0.16 OUR FIT	Error includes scale factor of 1.5. Correlation is $d\lambda_0/d\lambda_+ = -0.32$. Assumes μ -e universality.					
+2.0 ± 0.5	+0.06	110	KL3FIT	04	RVUE	$\lambda_+ = 0.030$

+1.83 ± 0.11 ± 0.06	-0.348	540k	YUSHCHENKO04	ISTR	-	DP
+5.8 ± 2.0	+0.0	3000	111 ARTEMOV	97B	SPEC	- DP
+2.9 ± 1.1	-0.37	3973	WHITMAN	80	SPEC	+ DP
-4.0 ± 4.0	-0.62	490	ARNOLD	74	HLBC	+ DP
-1.9 ± 1.5	+0.27	6527	112 MERLAN	74	ASPK	+ DP
-0.8 ± 2.0	-0.53	1897	113 BRAUN	73C	HLBC	+ DP
-2.6 ± 1.3	+0.03	4025	114 ANKENBRA...	72	ASPK	+ PI
+3.0 ± 1.4	-0.21	3480	114 CHIANG	72	OSPK	+ DP
-5.6 ± 2.4	+0.69	3133	115 CUTTS	69	OSPK	+ POL
-3.1 ± 4.5	-1.10	2041	114 KIJEWski	69	OSPK	+ PI
-6.3 ± 2.4	+0.60	6000	115 BETTELS	68	HLBC	+ POL
+5.8 ± 3.6	-0.37	444	114 CALLAHAN	66B	FBC	+ PI

• • • We do not use the following data for averages, fits, limits, etc. • • •

+2.09 ± 0.45	-0.46	112k	116 AJINENKO	03	ISTR	- DP
+1.9 ± 0.64		24k	117 HORIE	01	SPEC	+ BR
+6.2 ± 2.4	+0.0	3000	118 ARTEMOV	97	SPEC	- DP
+1.9 ± 1.0	+0.03	55k	119 HEINTZE	77	SPEC	+ BR
+0.8 ± 9.7	+0.92	1585	115 BRAUN	75	HLBC	+ POL
-1.7 ± 1.1			120 BRAUN	74	HLBC	+ $K_{\mu 3}/K_{e 3}$ vs. t
-3.9 ± 2.9	-1.34	3240	114 HAIDT	71	HLBC	+ DP

110 KL3FIT 04 value is from our fitted value of the $K_{\mu 3}^{\pm}/K_{e 3}^{\pm}$ branching ratio. Assumes $\mu - e$ universality.

111 ARTEMOV 97B does not give $d\lambda_0/d\lambda_+$ so we take it to be zero.

112 MERLAN 74 λ_0 and $d\lambda_0/d\lambda_+$ were calculated by us from ξ_A , λ_+^{μ} , and $d\xi(0)/d\lambda_+$. Their figure 6 gives $\lambda_0 = -0.025 \pm 0.012$ and no $d\lambda_0/d\lambda_+$.

113 This value and error are taken from BRAUN 75 but correspond to the BRAUN 73C λ_+^{μ} result. $d\lambda_0/d\lambda_+$ is from BRAUN 73C $d\xi(0)/d\lambda_+$ in ξ_A above.

114 λ_0 calculated by us from $\xi(0)$, λ_+^{μ} , and $d\xi(0)/d\lambda_+$.

115 λ_0 value is for $\lambda_+ = 0.03$ calculated by us from $\xi(0)$ and $d\xi(0)/d\lambda_+$.

116 Superseded by YUSHCHENKO 04.

117 HORIE 01 assumes $\mu - e$ universality in $K_{\ell 3}^+$ decay and uses SHIMIZU 00 value $\lambda = 0.0278 \pm 0.0040$ from $K_{e 3}^{\pm}$ decay. Enters fit via $K_{\mu 3}/K_{e 3}$ branching ratio.

118 ARTEMOV 97 does not give $d\lambda_0/d\lambda_+$ so we take it to be zero. Superseded by ARTEMOV 97B.

119 HEINTZE 77 uses $\lambda_+ = 0.029 \pm 0.003$. $d\lambda_0/d\lambda_+$ estimated by us. Enters fit via $K_{\mu 3}/K_{e 3}$ branching ratio.

120 BRAUN 74 is a combined $K_{\mu 3}-K_{e 3}$ result. It is not independent of BRAUN 73C ($K_{\mu 3}$) and BRAUN 73B ($K_{e 3}$) form factor results.

$|f_S/f_+|$ FOR $K_{e 3}^{\pm}$ DECAY

Ratio of scalar to f_+ couplings.

VALUE (units 10^{-2})	CL%	EVTS	DOCUMENT ID	TECN	CHG	COMMENT
- 0.3 \pm 0.8 \pm 0.7						OUR AVERAGE
- 0.37 \pm 0.66 \pm 0.56		± 0.41	919k	YUSHCHENKO04B	ISTR	-
0.2 ± 2.6		± 1.4	41k	SHIMIZU	00	SPEC + λ_+, f_S, f_T fit

• • • We do not use the following data for averages, fits, limits, etc. • • •

–	$1.9 \begin{smallmatrix} + 2.5 \\ - 1.6 \end{smallmatrix}$	130k	¹²¹	AJINENKO	02	SPEC	λ_+ , f_S fit
	$7.0 \pm 1.6 \pm 1.6$	32k		AKIMENKO	91	SPEC	λ_+ , f_S , f_T , ϕ fit
	0 ± 10	2827	¹²²	BRAUN	75	HLBC +	
<	13	90	4017	CHIANG	72	OSPK +	
	$14 \begin{smallmatrix} + 3 \\ - 4 \end{smallmatrix}$	2707	¹²²	STEINER	71	HLBC +	λ_+ , f_S , f_T , ϕ fit
<	23	90		BOTTERILL	68C	ASPK	
<	18	90		BELLOTTI	67B	HLBC	
<	30	95		KALMUS	67	HLBC +	

¹²¹ Superseded by YUSHCHENKO 04B.

¹²² Statistical errors only.

$|f_T/f_+|$ FOR K_{e3}^\pm DECAY

Ratio of tensor to f_+ couplings.

<u>VALUE (units 10^{-2})</u>	<u>CL%</u>	<u>EVTS</u>	<u>DOCUMENT ID</u>	<u>TECN</u>	<u>CHG</u>	<u>COMMENT</u>
–	1.2 ± 2.3					OUR AVERAGE
–	$1.2 \pm 2.1 \pm 1.1$	919k	YUSHCHENKO04B	ISTR	–	
	$1 \pm 14 \pm 9$	41k	SHIMIZU	00	SPEC +	λ_+ , f_S , f_T fit

• • • We do not use the following data for averages, fits, limits, etc. • • •

–	$4.5 \begin{smallmatrix} + 6.0 \\ - 5.7 \end{smallmatrix}$	130k	¹²³	AJINENKO	02	SPEC	λ_+ , f_T fit
	$53 \begin{smallmatrix} + 9 \\ - 10 \end{smallmatrix} \pm 10$	32k		AKIMENKO	91	SPEC	λ_+ , f_S , f_T , ϕ fit
	7 ± 37	2827	¹²⁴	BRAUN	75	HLBC +	
<	75.	90	4017	CHIANG	72	OSPK +	
	$24 \begin{smallmatrix} + 16 \\ - 14 \end{smallmatrix}$	2707	¹²⁴	STEINER	71	HLBC +	λ_+ , f_S , f_T , ϕ fit
<	58.	90		BOTTERILL	68C	ASPK	
<	58.	90		BELLOTTI	67B	HLBC	
<	110.	95		KALMUS	67	HLBC +	

¹²³ Superseded by YUSHCHENKO 04B.

¹²⁴ Statistical errors only.

f_S/f_+ FOR $K_{\mu 3}^\pm$ DECAY

Ratio of scalar to f_+ couplings.

<u>VALUE (units 10^{-2})</u>	<u>EVTS</u>	<u>DOCUMENT ID</u>	<u>TECN</u>	<u>CHG</u>	<u>COMMENT</u>
$0.17 \pm 0.14 \pm 0.54$	540k	¹²⁵ YUSHCHENKO04	ISTR	–	DP

• • • We do not use the following data for averages, fits, limits, etc. • • •

$0.4 \pm 0.5 \pm 0.5$	112k	¹²⁶ AJINENKO	03	ISTR	–	DP
-----------------------	------	-------------------------	----	------	---	----

¹²⁵ The second error is the theoretical error from the uncertainty in the chiral perturbation theory prediction for λ_0 , ± 0.0053 , combined in quadrature with the systematic error ± 0.0009 .

¹²⁶ The second error is the theoretical error from the uncertainty in the chiral perturbation theory prediction for λ_0 . Superseded by YUSHCHENKO 04.

f_T/f_+ FOR $K_{\mu 3}^{\pm}$ DECAY

Ratio of tensor to f_+ couplings.

VALUE (units 10^{-2})	EVTS	DOCUMENT ID	TECN	CHG	COMMENT
-0.1 ± 0.7 OUR AVERAGE					
$-0.07 \pm 0.71 \pm 0.20$	540k	YUSHCHENKO04	ISTR	—	DP
2 ± 12	1585	BRAUN	75 HLBC		
$-2.1 \pm 2.8 \pm 1.4$	112k	¹²⁷ AJINENKO	03 ISTR	—	DP

• • • We do not use the following data for averages, fits, limits, etc. • • •

¹²⁷The second error is the theoretical error from the uncertainty in the chiral perturbation theory prediction for λ_0 . Superseded by YUSHCHENKO 04.

DECAY FORM FACTORS FOR $K^{\pm} \rightarrow \pi^+ \pi^- e^{\pm} \nu_e$

Given in PISLAK 01, ROSSELET 77, BEIER 73, and BASILE 71C.

DECAY FORM FACTOR FOR $K^{\pm} \rightarrow \pi^0 \pi^0 e^{\pm} \nu$

Given in BOLOTOV 86B and BARMIN 88B.

$K^{\pm} \rightarrow \ell^{\pm} \nu \gamma$ FORM FACTORS

For definitions of the axial-vector F_A and vector F_V form factor, see the "Note on $\pi^{\pm} \rightarrow \ell^{\pm} \nu \gamma$ and $K^{\pm} \rightarrow \ell^{\pm} \nu \gamma$ Form Factors" in the π^{\pm} section. In the kaon literature, often different definitions $a_K = F_A/m_K$ and $v_K = F_V/m_K$ are used.

$F_A + F_V$, SUM OF AXIAL-VECTOR AND VECTOR FORM FACTOR FOR $K \rightarrow e \nu_e \gamma$

VALUE	EVTS	DOCUMENT ID	TECN
0.148 ± 0.010 OUR AVERAGE			
0.147 ± 0.011	51	¹²⁸ HEINTZE	79 SPEC
$0.150^{+0.018}_{-0.023}$	56	¹²⁹ HEARD	75 SPEC

¹²⁸HEINTZE 79 quotes absolute value of $|F_A + F_V| \sin\theta_c$. We use $\sin\theta_c = V_{us} = 0.2205$.

¹²⁹HEARD 75 quotes absolute value of $|F_A + F_V| \sin\theta_c$. We use $\sin\theta_c = V_{us} = 0.2205$.

$F_A + F_V$, SUM OF AXIAL-VECTOR AND VECTOR FORM FACTOR FOR $K \rightarrow \mu \nu_{\mu} \gamma$

VALUE	CL%	EVTS	DOCUMENT ID	TECN	CHG
$0.165 \pm 0.007 \pm 0.011$		2588	¹³⁰ ADLER	00B B787	+

• • • We do not use the following data for averages, fits, limits, etc. • • •

-1.2 to 1.1	90	DEMIDOV	90 XEBC
< 0.23	90	¹³⁰ AKIBA	85 SPEC

¹³⁰Quotes absolute value. Sign not determined.

$F_A - F_V$, DIFFERENCE OF AXIAL-VECTOR AND VECTOR FORM FACTOR FOR $K \rightarrow e \nu_e \gamma$

VALUE	EVTS	DOCUMENT ID	TECN
< 0.49	90	¹³¹ HEINTZE	79 SPEC

¹³¹HEINTZE 79 quotes $|F_A - F_V| < \sqrt{11} |F_A + F_V|$.

$F_A - F_V$, DIFFERENCE OF AXIAL-VECTOR AND VECTOR FORM FACTOR FOR $K \rightarrow \mu\nu\mu\gamma$

<u>VALUE</u>	<u>CL%</u>	<u>EVTS</u>	<u>DOCUMENT ID</u>	<u>TECN</u>	<u>CHG</u>
-0.24 to 0.04	90	2588	ADLER	00B B787	+
• • • We do not use the following data for averages, fits, limits, etc. • • •					
-2.2 to 0.6	90		DEMIDOV	90 XEBC	
-2.5 to 0.3	90		AKIBA	85 SPEC	

K^\pm CHARGE RADIUS

<u>VALUE (fm)</u>	<u>DOCUMENT ID</u>	<u>COMMENT</u>
0.560±0.031 OUR AVERAGE		
0.580±0.040	AMENDOLIA 86B	$K e \rightarrow K e$
0.530±0.050	DALLY 80	$K e \rightarrow K e$
• • • We do not use the following data for averages, fits, limits, etc. • • •		
0.620±0.037	BLATNIK 79	VMD + dispersion relations

CP VIOLATION TESTS IN K^+ AND K^- DECAYS

$$\Delta(K_{\pi\mu\mu}^\pm) = \frac{\Gamma(K_{\pi\mu\mu}^+) - \Gamma(K_{\pi\mu\mu}^-)}{\Gamma(K_{\pi\mu\mu}^+) + \Gamma(K_{\pi\mu\mu}^-)}$$

<u>VALUE</u>	<u>DOCUMENT ID</u>	<u>TECN</u>
-0.02±0.11±0.04	PARK	02 HYCP

T VIOLATION TESTS IN K^+ AND K^- DECAYS

P_T in $K^+ \rightarrow \pi^0 \mu^+ \nu_\mu$

T-violating muon polarization. Sensitive to new sources of CP violation beyond the Standard Model.

<u>VALUE (units 10^{-3})</u>	<u>EVTS</u>	<u>DOCUMENT ID</u>	<u>TECN</u>	<u>CHG</u>
-4.2±4.9±0.9	3.9M	ABE	99S K246	+

P_T in $K^+ \rightarrow \mu^+ \nu_\mu \gamma$

T-violating muon polarization. Sensitive to new sources of CP violation beyond the Standard Model.

<u>VALUE (units 10^{-2})</u>	<u>EVTS</u>	<u>DOCUMENT ID</u>	<u>TECN</u>	<u>CHG</u>
-0.64±1.85±0.10	114k	¹³² ANISIMOVSKY03	K246	+

¹³² Muons stopped and polarization measured from decay to positrons.

$\text{Im}(\xi)$ in $K^+ \rightarrow \pi^0 \mu^+ \nu_\mu$ DECAY (from transverse μ pol.)

Test of T reversal invariance.

<u>VALUE</u>	<u>EVTS</u>	<u>DOCUMENT ID</u>	<u>TECN</u>	<u>CHG</u>	<u>COMMENT</u>
-0.014±0.014 OUR AVERAGE					
-0.013±0.016±0.003	3.9M	ABE	99S CNTR	+	$p_T K^+$ at rest
-0.016±0.025	20M	CAMPBELL	81 CNTR	+	Pol.

K^\pm REFERENCES

KL3FIT	04	RPP 2004 edition	T.G. Trippe	(PDG Collab.)
$K_{\mu 3}^\pm$ and $K_{\mu 3}^0$		Form Factors review in K^+	Listings.	
YUSHCHENKO	04	PL B581 31	O.P. Yushchenko <i>et al.</i>	(IHEP, INRM)
YUSHCHENKO	04B	hep-ex/0404030	O.P. Yushchenko <i>et al.</i>	(IHEP, INRM)
		PL B (to be publ.)		
AJINENKO	03	PAN 66 105	I.V. Ajinenko <i>et al.</i>	(IHEP, INRM)
		Translated from YAF 66	107.	
AJINENKO	03B	PL B567 159	I.V. Ajinenko <i>et al.</i>	(IHEP, INRM)
ALIEV	03	PL B554 7	M.A. Aliev <i>et al.</i>	(KEK E470 Collab.)
ANISIMOVSKY	03	PL B562 166	V.V. Anisimovsky <i>et al.</i>	
PISLAK	03	PR D67 072004	S. Pislak <i>et al.</i>	(BNL E865 Collab.)
ADLER	02	PRL 88 041803	S. Adler <i>et al.</i>	(BNL E787 Collab.)
ADLER	02B	PR D65 052009	S. Adler <i>et al.</i>	(BNL E787 Collab.)
ADLER	02C	PL B537 211	S. Adler <i>et al.</i>	(BNL E787 Collab.)
AJINENKO	02	PAN 65 2064	I.V. Ajinenko <i>et al.</i>	(IHEP, INRM)
		Translated from YAF 65	2125.	
PARK	02	PRL 88 111801	H.K. Park <i>et al.</i>	(HyperCP Collab.)
POBLAGUEV	02	PRL 89 061803	A.A. Poblaguev <i>et al.</i>	(BNL 865 Collab.)
ADLER	01	PR D63 032004	S. Adler <i>et al.</i>	(BNL E787 Collab.)
HORIE	01	PL B513 311	K. Horie <i>et al.</i>	(KEK E426 Collab.)
PISLAK	01	PRL 87 221801	S. Pislak <i>et al.</i>	(BNL E865 Collab.)
Also	03	PR D67 072004	S. Pislak <i>et al.</i>	(BNL E865 Collab.)
ADLER	00	PRL 84 3768	S. Adler <i>et al.</i>	(BNL E787 Collab.)
ADLER	00B	PRL 85 2256	S. Adler <i>et al.</i>	(BNL E787 Collab.)
ADLER	00C	PRL 85 4856	S. Adler <i>et al.</i>	(BNL E787 Collab.)
APPEL	00	PRL 85 2450	R. Appel <i>et al.</i>	(BNL 865 Collab.)
Also	97	Thesis, Yale Univ.	D.R. Bergman	
Also	97	Thesis, Univ. Zurich	S. Pislak	
APPEL	00B	PRL 85 2877	R. Appel <i>et al.</i>	(BNL 865 Collab.)
MA	00	PRL 84 2580	H. Ma <i>et al.</i>	(BNL 865 Collab.)
PDG	00	EPJ C15 1	D.E. Groom <i>et al.</i>	
SHIMIZU	00	PL B495 33	S. Shimizu <i>et al.</i>	(KEK E246 Collab.)
SHIN	00	EPJ C12 627	Y.-H. Shin <i>et al.</i>	(KEK E246 Collab.)
ABE	99S	PRL 83 4253	M. Abe <i>et al.</i>	(KEK E246 Collab.)
APPEL	99	PRL 83 4482	R. Appel <i>et al.</i>	(BNL 865 Collab.)
ADLER	98	PR D58 012003	S. Adler <i>et al.</i>	(BNL E787 Collab.)
BATUSOV	98	NP B516 3	V.Y. Batusov <i>et al.</i>	
ADLER	97	PRL 79 2204	S. Adler <i>et al.</i>	(BNL E787 Collab.)
ADLER	97C	PRL 79 4756	S. Adler <i>et al.</i>	(BNL E787 Collab.)
ARTEMOV	97	PAN 60 218	V.M. Artemov <i>et al.</i>	(JINR)
		Translated from YAF 60	277.	
ARTEMOV	97B	PAN 60 2023	V.M. Artemov <i>et al.</i>	
		Translated from YAF 60	2205.	
BERGMAN	97	Thesis, Yale Univ.	D.R. Bergman	
KITCHING	97	PRL 79 4079	P. Kitching <i>et al.</i>	(BNL E787 Collab.)
PISLAK	97	Thesis, Univ. Zurich	S. Pislak	
ADLER	96	PRL 76 1421	S. Adler <i>et al.</i>	(BNL E787 Collab.)
KOPTEV	95	JETPL 61 877	V.P. Koptev <i>et al.</i>	(PNPI)
		Translated from ZETFP 61	865.	
AOKI	94	PR D50 69	M. Aoki <i>et al.</i>	(INUS, KEK, TOKMS)
ATIYA	93	PRL 70 2521	M.S. Atiya <i>et al.</i>	(BNL E787 Collab.)
Also	93C	PRL 71 305 (erratum)	M.S. Atiya <i>et al.</i>	(BNL E787 Collab.)
ATIYA	93B	PR D48 R1	M.S. Atiya <i>et al.</i>	(BNL E787 Collab.)
ALLIEGRO	92	PRL 68 278	C. Alliegro <i>et al.</i>	(BNL, FNAL, PSI+)
BARMIN	92	SJNP 55 547	V.V. Barmin <i>et al.</i>	(ITEP)
		Translated from YAF 55	976.	
IMAZATO	92	PRL 69 877	J. Imazato <i>et al.</i>	(KEK, INUS, TOKY+)
IVANOV	92	THESIS	Yu.M. Ivanov	(PNPI)
LITTENBERG	92	PRL 68 443	L.S. Littenberg, R.E. Shrock	(BNL, STON)
USHER	92	PR D45 3961	T. Usher <i>et al.</i>	(UCI)
AKIMENKO	91	PL B259 225	S.A. Akimenko <i>et al.</i>	(SERP, JINR, TBIL+)
BARMIN	91	SJNP 53 606	V.V. Barmin <i>et al.</i>	(ITEP)
		Translated from YAF 53	981.	
DENISOV	91	JETPL 54 558	A.S. Denisov <i>et al.</i>	(PNPI)
		Translated from ZETFP 54	557.	
Also	92	THESIS	Yu.M. Ivanov	(PNPI)
ATIYA	90	PRL 64 21	M.S. Atiya <i>et al.</i>	(BNL E787 Collab.)
ATIYA	90B	PRL 65 1188	M.S. Atiya <i>et al.</i>	(BNL E787 Collab.)
DEMIDOV	90	SJNP 52 1006	V.S. Demidov <i>et al.</i>	(ITEP)
		Translated from YAF 52	1595.	

LEE	90	PRL 64 165	A.M. Lee <i>et al.</i>	(BNL, FNAL, VILL, WASH+)
ATIYA	89	PRL 63 2177	M.S. Atiya <i>et al.</i>	(BNL E787 Collab.)
BARMIN	89	SJNP 50 421	V.V. Barmin <i>et al.</i>	(ITEP)
		Translated from YAF 50	679.	
BARMIN	88	SJNP 47 643	V.V. Barmin <i>et al.</i>	(ITEP)
		Translated from YAF 47	1011.	
BARMIN	88B	SJNP 48 1032	V.V. Barmin <i>et al.</i>	(ITEP)
		Translated from YAF 48	1719.	
BOLOTOV	88	JETPL 47 7	V.N. Bolotov <i>et al.</i>	(ASCI)
		Translated from ZETFP	47 8.	
GALL	88	PRL 60 186	K.P. Gall <i>et al.</i>	(BOST, MIT, WILL, CIT+)
BARMIN	87	SJNP 45 62	V.V. Barmin <i>et al.</i>	(ITEP)
		Translated from YAF 45	97.	
BOLOTOV	87	SJNP 45 1023	V.N. Bolotov <i>et al.</i>	(INRM)
		Translated from YAF 45	1652.	
AMENDOLIA	86B	PL B178 435	S.R. Amendolia <i>et al.</i>	(CERN NA7 Collab.)
BOLOTOV	86	SJNP 44 73	V.N. Bolotov <i>et al.</i>	(INRM)
		Translated from YAF 44	117.	
BOLOTOV	86B	SJNP 44 68	V.N. Bolotov <i>et al.</i>	(INRM)
		Translated from YAF 44	108.	
YAMANAKA	86	PR D34 85	T. Yamanaka <i>et al.</i>	(KEK, TOKY)
Also	84	PRL 52 329	R.S. Hayano <i>et al.</i>	(TOKY, KEK)
AKIBA	85	PR D32 2911	Y. Akiba <i>et al.</i>	(TOKY, TINT, TSUK, KEK)
BOLOTOV	85	JETPL 42 481	V.N. Bolotov <i>et al.</i>	(INRM)
		Translated from ZETFP	42 390.	
ASANO	82	PL 113B 195	Y. Asano <i>et al.</i>	(KEK, TOKY, INUS, OSAK)
COOPER	82	PL 112B 97	A.M. Cooper <i>et al.</i>	(RL)
PDG	82	PL 111B	M. Roos <i>et al.</i>	(HELSE, CIT, CERN)
PDG	82B	PL 111B 70	M. Roos <i>et al.</i>	(HELSE, CIT, CERN)
ASANO	81B	PL 107B 159	Y. Asano <i>et al.</i>	(KEK, TOKY, INUS, OSAK)
CAMPBELL	81	PRL 47 1032	M.K. Campbell <i>et al.</i>	(YALE, BNL)
Also	83	PR D27 1056	S.R. Blatt <i>et al.</i>	(YALE, BNL)
LUM	81	PR D23 2522	G.K. Lum <i>et al.</i>	(LBL, NBS+)
LYONS	81	ZPHY C10 215	L. Lyons, C. Albajar, G. Myatt	(OXF)
DALLY	80	PRL 45 232	E.B. Dally <i>et al.</i>	(UCLA+)
WHITMAN	80	PR D21 652	R. Whitman <i>et al.</i>	(ILLC, BNL, ILL)
BARKOV	79	NP B148 53	L.M. Barkov <i>et al.</i>	(NOVO, KIAE)
BLATNIK	79	LNC 24 39	S. Blatnik, J. Stahov, C.B. Lang	(TUZL, GRAZ)
HEINTZE	79	NP B149 365	J. Heintze <i>et al.</i>	(HEIDP, CERN)
ABRAMS	77	PR D15 22	R.J. Abrams <i>et al.</i>	(BNL)
DEVAUX	77	NP B126 11	B. Devaux <i>et al.</i>	(SACL, GEVA)
HEINTZE	77	PL 70B 482	J. Heintze <i>et al.</i>	(HEIDP, CERN)
ROSSELET	77	PR D15 574	L. Rosselet <i>et al.</i>	(GEVA, SACL)
BERTRAND	76	NP B114 387	D. Bertrand <i>et al.</i>	(BRUX, KIDR, DUUC+)
BLOCH	76	PL 60B 393	P. Bloch <i>et al.</i>	(GEVA, SACL)
BRAUN	76B	LNC 17 521	H.M. Braun <i>et al.</i>	(AACH3, BARI, BELG+)
DIAMANT-...	76	PL 62B 485	A.M. Diamant-Berger <i>et al.</i>	(SACL, GEVA)
HEINTZE	76	PL 60B 302	J. Heintze <i>et al.</i>	(HEIDP)
SMITH	76	NP B109 173	K.M. Smith <i>et al.</i>	(GLAS, LIVP, OXF+)
WEISSENBE...	76	NP B115 55	A.O. Weissenberg <i>et al.</i>	(ITEP, LEBD)
BLOCH	75	PL 56B 201	P. Bloch <i>et al.</i>	(SACL, GEVA)
BRAUN	75	NP B89 210	H.M. Braun <i>et al.</i>	(AACH3, BARI, BRUX+)
CHENG	75	NP A254 381	S.C. Cheng <i>et al.</i>	(COLU, YALE)
HEARD	75	PL 55B 324	K.S. Heard <i>et al.</i>	(CERN, HEIDH)
HEARD	75B	PL 55B 327	K.S. Heard <i>et al.</i>	(CERN, HEIDH)
SHEAFF	75	PR D12 2570	M. Sheaff	(WISC)
SMITH	75	NP B91 45	K.M. Smith <i>et al.</i>	(GLAS, LIVP, OXF+)
ARNOLD	74	PR D9 1221	C.L. Arnold, B.P. Roe, D. Sinclair	(MICH)
BRAUN	74	PL 51B 393	H.M. Braun <i>et al.</i>	(AACH3, BARI, BRUX+)
MERLAN	74	PR D9 107	S. Merlan <i>et al.</i>	(YALE, BNL, LASL)
WEISSENBE...	74	PL 48B 474	A.O. Weissenberg <i>et al.</i>	(ITEP, LEBD)
ABRAMS	73B	PRL 30 500	R.J. Abrams <i>et al.</i>	(BNL)
BACKENSTO...	73	PL 43B 431	G. Backenstoss <i>et al.</i>	(CERN, KARLK, KARLE+)
BEIER	73	PRL 30 399	E.W. Beier <i>et al.</i>	(PENN)
BRAUN	73B	PL 47B 185	H.M. Braun, M. Cornelissen	(AACH3, BARI, BRUX+)
Also	75	NP B89 210	H.M. Braun <i>et al.</i>	(AACH3, BARI, BRUX+)
BRAUN	73C	PL 47B 182	H.M. Braun, M. Cornelissen	(AACH3, BARI, BRUX+)
Also	75	NP B89 210	H.M. Braun <i>et al.</i>	(AACH3, BARI, BRUX+)
LJUNG	73	PR D8 1307	D. Ljung, D. Cline	(WISC)
Also	72	PRL 28 523	D. Ljung	(WISC)
Also	72	PRL 28 1287	D. Cline, D. Ljung	(WISC)
Also	69	PRL 23 326	U. Camerini <i>et al.</i>	(WISC)

LUCAS	73	PR D8 719	P.W. Lucas, H.D. Taft, W.J. Willis	(YALE)
LUCAS	73B	PR D8 727	P.W. Lucas, H.D. Taft, W.J. Willis	(YALE)
PANG	73	PR D8 1989	C.Y. Pang <i>et al.</i>	(EFI, ARIZ, LBL)
Also	72	PL 40B 699	G.D. Cable <i>et al.</i>	(EFI, LBL)
SMITH	73	NP B60 411	K.M. Smith <i>et al.</i>	(GLAS, LIVP, OXF+)
ABRAMS	72	PRL 29 1118	R.J. Abrams <i>et al.</i>	(BNL)
ANKENBRA...	72	PRL 28 1472	C.M. Ankenbrandt <i>et al.</i>	(BNL, LASL, FNAL+)
AUBERT	72	NC 12A 509	B. Aubert <i>et al.</i>	(ORSAY, BRUX, EPOL)
CHIANG	72	PR D6 1254	I.H. Chiang <i>et al.</i>	(ROCH, WISC)
CLARK	72	PRL 29 1274	A.R. Clark <i>et al.</i>	(LBL)
EDWARDS	72	PR D5 2720	R.T. Edwards <i>et al.</i>	(ILL)
FORD	72	PL 38B 335	W.T. Ford <i>et al.</i>	(PRIN)
HOFFMASTER	72	NP B36 1	S. Hoffmaster <i>et al.</i>	(STEV, SETO, LEHI)
BASILE	71C	PL 36B 619	P. Basile <i>et al.</i>	(SACL, GEVA)
BOURQUIN	71	PL 36B 615	M.H. Bourquin <i>et al.</i>	(GEVA, SACL)
GINSBERG	71	PR D4 2893	E.S. Ginsberg	(MIT)
HAIDT	71	PR D3 10	D. Haidt	(AACH, BARI, CERN, EPOL, NIJM+)
Also	69	PL 29B 691	D. Haidt <i>et al.</i>	(AACH, BARI, CERN, EPOL+)
KLEMS	71	PR D4 66	J.H. Klems, R.H. Hildebrand, R. Stiening	(CHIC+)
Also	70	PRL 24 1086	J.H. Klems, R.H. Hildebrand, R. Stiening	(LRL+)
Also	70B	PRL 25 473	J.H. Klems, R.H. Hildebrand, R. Stiening	(LRL+)
OTT	71	PR D3 52	R.J. Ott, T.W. Pritchard	(LOQM)
ROMANO	71	PL 36B 525	F. Romano <i>et al.</i>	(BARI, CERN, ORSAY)
SCHWEINB...	71	PL 36B 246	W. Schweinberger	(AACH, BELG, CERN, NIJM+)
STEINER	71	PL 36B 521	H.J. Steiner	(AACH, BARI, CERN, EPOL, ORSAY+)
BARDIN	70	PL 32B 121	D.Y. Bardin, S.N. Bilenky, B.M. Pontecorvo	(JINR)
BECHERRAWY	70	PR D1 1452	T. Becherrawy	(ROCH)
BOTTERILL	70	PL 31B 325	D.R. Botterill <i>et al.</i>	(OXF)
FORD	70	PRL 25 1370	W.T. Ford <i>et al.</i>	(PRIN)
GAILLARD	70	CERN 70-14	J.M. Gaillard, L.M. Chounet	(CERN, ORSAY)
GINSBERG	70	PR D1 229	E.S. Ginsberg	(HAIF)
GRAUMAN	70	PR D1 1277	J. Grauman <i>et al.</i>	(STEV, SETO, LEHI)
Also	69	PRL 23 737	J.U. Grauman <i>et al.</i>	(STEV, SETO, LEHI)
MALTSEV	70	SJNP 10 678	E.I. Maltsev <i>et al.</i>	(JINR)
		Translated from YAF 10	1195.	
PANDOULAS	70	PR D2 1205	D. Pandoulas <i>et al.</i>	(STEV, SETO)
CUTTS	69	PR 184 1380	D. Cutts <i>et al.</i>	(LRL, MIT)
Also	68	PRL 20 955	D. Cutts <i>et al.</i>	(LRL, MIT)
DAVISON	69	PR 180 1333	D.C. Davison <i>et al.</i>	(UCR)
ELY	69	PR 180 1319	R.P.J. Ely <i>et al.</i>	(LOUC, WISC, LRL)
EMMERSON	69	PRL 23 393	J.M.L. Emmerson, T.W. Quirk	(OXF)
HERZO	69	PR 186 1403	D. Herzo <i>et al.</i>	(ILL)
KIJEWSKI	69	Thesis UCRL 18433	P.K. Kijewski	(LBL)
LOBKOWICZ	69	PR 185 1676	F. Lobkowicz <i>et al.</i>	(ROCH, BNL)
Also	66	PRL 17 548	F. Lobkowicz <i>et al.</i>	(ROCH, BNL)
MAST	69	PR 183 1200	T.S. Mast <i>et al.</i>	(LRL)
SELLERI	69	NC 60A 291	F. Selleri	
ZELLER	69	PR 182 1420	M.E. Zeller <i>et al.</i>	(UCLA, LRL)
BETTELS	68	NC 56A 1106	J. Bettels	(AACH, BARI, BERG, CERN, EPOL+)
Also	71	PR D3 10	D. Haidt	(AACH, BARI, CERN, EPOL, NIJM+)
BOTTERILL	68B	PRL 21 766	D.R. Botterill <i>et al.</i>	(OXF)
BOTTERILL	68C	PR 174 1661	D.R. Botterill <i>et al.</i>	(OXF)
BUTLER	68	UCRL 18420	W.D. Butler <i>et al.</i>	(LRL)
CHANG	68	PRL 20 510	C.Y. Chang <i>et al.</i>	(UMD, RUTG)
CHEN	68	PRL 20 73	M. Chen <i>et al.</i>	(LRL, MIT)
EICHTEN	68	PL 27B 586	T. Eichten	(AACH, BARI, CERN, EPOL, ORSAY+)
EISLER	68	PR 169 1090	F.R. Eisler <i>et al.</i>	(RUTG)
ESCHSTRUTH	68	PR 165 1487	P.T. Eschstruth <i>et al.</i>	(PRIN, PENN)
GARLAND	68	PR 167 1225	R. Garland <i>et al.</i>	(COLU, RUTG, WISC)
MOSCOSO	68	Thesis	L. Moscoso	(ORSAY)
AUERBACH	67	PR 155 1505	L.B. Auerbach <i>et al.</i>	(PENN, PRIN)
Also	74	PR D9 3216	L.B. Auerbach	
Erratum.				
BELLOTTI	67B	NC 52A 1287	E. Bellotti, E. Fiorini, A. Pullia	(MILA)
Also	66B	PL 20 690	E. Bellotti <i>et al.</i>	(MILA)
BISI	67	PL 25B 572	V. Bisi <i>et al.</i>	(TORI)
FLETCHER	67	PRL 19 98	C.R. Fletcher <i>et al.</i>	(ILL)
FORD	67	PRL 18 1214	W.T. Ford <i>et al.</i>	(PRIN)
GINSBERG	67	PR 162 1570	E.S. Ginsberg	(MASB)
IMLAY	67	PR 160 1203	R.L. Imlay <i>et al.</i>	(PRIN)
KALMUS	67	PR 159 1187	G.E. Kalmus, A. Kernan	(LRL)

ZINCHENKO	67	Thesis Rutgers	A.I. Zinchenko	(RUTG)
CALLAHAN	66	NC 44A 90	A.C. Callahan	(WISC)
CALLAHAN	66B	PR 150 1153	A.C. Callahan <i>et al.</i>	(WISC, LRL, UCR+)
CESTER	66	PL 21 343	R. Cester <i>et al.</i>	(PPA)
See footnote 1 in AUERBACH 67.				
Also	67	PR 155 1505	L.B. Auerbach <i>et al.</i>	(PENN, PRIN)
BIRGE	65	PR 139B 1600	R.W. Birge <i>et al.</i>	(LRL, WISC)
BISI	65	NC 35 768	V. Bisi <i>et al.</i>	(TORI)
BISI	65B	PR 139B 1068	V. Bisi <i>et al.</i>	(TORI)
CALLAHAN	65	PRL 15 129	A. Callahan, D. Cline	(WISC)
CLINE	65	PL 15 293	D. Cline, W.F. Fry	(WISC)
CUTTS	65	PR 138B 969	D. Cutts, T. Elioff, R. Stiening	(LRL)
DEMARCO	65	PR 140B 1430	A. de Marco, C. Grosso, G. Rinaudo	(TORI, CERN)
FITCH	65B	PR 140B 1088	V.L. Fitch, C.A. Quarles, H.C. Wilkins	(PRIN+)
STAMER	65	PR 138B 440	P. Stamer <i>et al.</i>	(STEV)
YOUNG	65	Thesis UCRL 16362	P.S. Young	(LRL)
Also	67	PR 156 1464	P.S. Young, W.Z. Osborne, W.H. Barkas	(LRL)
BORREANI	64	PL 12 123	G. Borreani, G. Rinaudo, A.E. Werbroeck	(TORI)
CALLAHAN	64	PR 136B 1463	A. Callahan, R. March, R. Stark	(WISC)
CLINE	64	PRL 13 101	D. Cline, W.F. Fry	(WISC)
GIACOMELLI	64	NC 34 1134	G. Giacomelli <i>et al.</i>	(BGNA, MUNI)
GREINER	64	PRL 13 284	D.E. Greiner, W.Z. Osborne, W.H. Barkas	(LRL)
JENSEN	64	PR 136B 1431	G.L. Jensen <i>et al.</i>	(MICH)
KALMUS	64	PRL 13 99	G.E. Kalmus <i>et al.</i>	(LRL, WISC)
SHAKLEE	64	PR 136B 1423	F.S. Shaklee <i>et al.</i>	(MICH)
BOYARSKI	62	PR 128 2398	A.M. Boyarski <i>et al.</i>	(MIT)
BROWN	62B	PRL 8 450	J.L. Brown <i>et al.</i>	(LRL, MICH)
FERRO-LUZZI	61	NC 22 1087	M. Ferro-Luzzi <i>et al.</i>	(LRL)
ROE	61	PRL 7 346	B.P. Roe <i>et al.</i>	(MICH, LRL)
TAYLOR	59	PR 114 359	S. Taylor <i>et al.</i>	(COLU)
COOMBES	57	PR 108 1348	C.A. Coombes <i>et al.</i>	(LBL)

OTHER RELATED PAPERS

LITTENBERG	93	ARNPS 43 729	L.S. Littenberg, G. Valencia	(BNL, FNAL)
Rare and Radiative Kaon Decays				
RITCHIE	93	RMP 65 1149	J.L. Ritchie, S.G. Wojcicki	
"Rare K Decays"				
BATTISTON	92	PRPL 214 293	R. Battiston <i>et al.</i>	(PGIA, CERN, TRSTT)
Status and Perspectives of K Decay Physics				
BRYMAN	89	IJMP A4 79	D.A. Bryman	(TRIU)
"Rare Kaon Decays"				
CHOUNET	72	PRPL 4C 199	L.M. Chounet, J.M. Gaillard, M.K. Gaillard	(ORSAY+)
FEARING	70	PR D2 542	H.W. Fearing, E. Fischbach, J. Smith	(STON, BOHR)
HAIDT	69B	PL 29B 696	D. Haidt <i>et al.</i>	(AACH, BARI, CERN, EPOL+)
CRONIN	68B	Vienna Conf. 241	J.W. Cronin	(PRIN)
Rapporteur talk.				
WILLIS	67	Heidelberg Conf. 273	W.J. Willis	(YALE)
Rapporteur talk.				
CABIBBO	66	Berkeley Conf. 33	N. Cabibbo	(CERN)
ADAIR	64	PL 12 67	R.K. Adair, L.B. Leipuner	(YALE, BNL)
CABIBBO	64	PL 9 352	N. Cabibbo, A. Maksymowicz	(CERN)
Also	64B	PL 11 360	N. Cabibbo, A. Maksymowicz	(CERN)
Also	65	PL 14 72	N. Cabibbo, A. Maksymowicz	(CERN)
BIRGE	63	PRL 11 35	R.W. Birge <i>et al.</i>	(LRL, WISC, BARI)
BLOCK	62B	CERN Conf. 371	M.M. Block, L. Lendinara, L. Monari	(NWES, BGNA)
BRENE	61	NP 22 553	N. Brene, L. Egardt, B. Qvist	(NORD)