

$\rho(770)$

$$I^G(J^{PC}) = 1^{+(1^{-}-)}$$

THE $\rho(770)$

Updated March 2000 by S. Eidelman (Novosibirsk).

Determination of the parameters of the $\rho(770)$ is beset with many difficulties because of its large width. In physical region fits, the line shape does not correspond to a relativistic Breit-Wigner function with a P -wave width, but requires some additional shape parameter. This dependence on parameterization was demonstrated long ago by PISUT 68. Bose-Einstein correlations are another source of shifts in the $\rho(770)$ line shape, particularly in multiparticle final state systems (LAFFERTY 93).

The same model dependence afflicts any other source of resonance parameters, such as the energy dependence of the phase shift δ_1^1 , or the pole position. It is, therefore, not surprising that a study of $\rho(770)$ dominance in the decays of the η and η' reveals the need for specific dynamical effects, in addition to the $\rho(770)$ pole (BENAYOUN 93, ABELE 97B). Recently, BENAYOUN 98 compared the predictions of different Vector Meson Dominance (VMD)-based models with the data on the $e^+e^- \rightarrow \pi^+\pi^-$ cross section below 1 GeV, as well as with the phase and near-threshold behavior of the time-like pion form factor. They showed that only the model based on hidden local symmetry (HLS) is able to account consistently for all low-energy information, if one also requires a point-like coupling $\gamma\pi^+\pi^-$, which is excluded by common VMD but predicted by HLS.

The cleanest determination of the $\rho(770)$ mass and width comes from the e^+e^- annihilation and τ -lepton decays. BARATE 97M showed that the charged $\rho(770)$ parameters measured

from τ -lepton decays are consistent with those of the neutral one determined from e^+e^- data of BARKOV 85. This conclusion is qualitatively supported by the high statistics study of ANDERSON 00. However, model-independent comparison of the two-pion mass spectrum in τ decays and the $e^+e^- \rightarrow \pi^+\pi^-$ cross section gives indications of discrepancies between the overall normalization: τ data are about 3% higher than e^+e^- data (ANDERSON 99, EIDELMAN 99). This effect is too big to be explained by isospin violation (ALEMANY 98).

$\rho(770)$ MASS

We no longer list S -wave Breit-Wigner fits, or data with high combinatorial background.

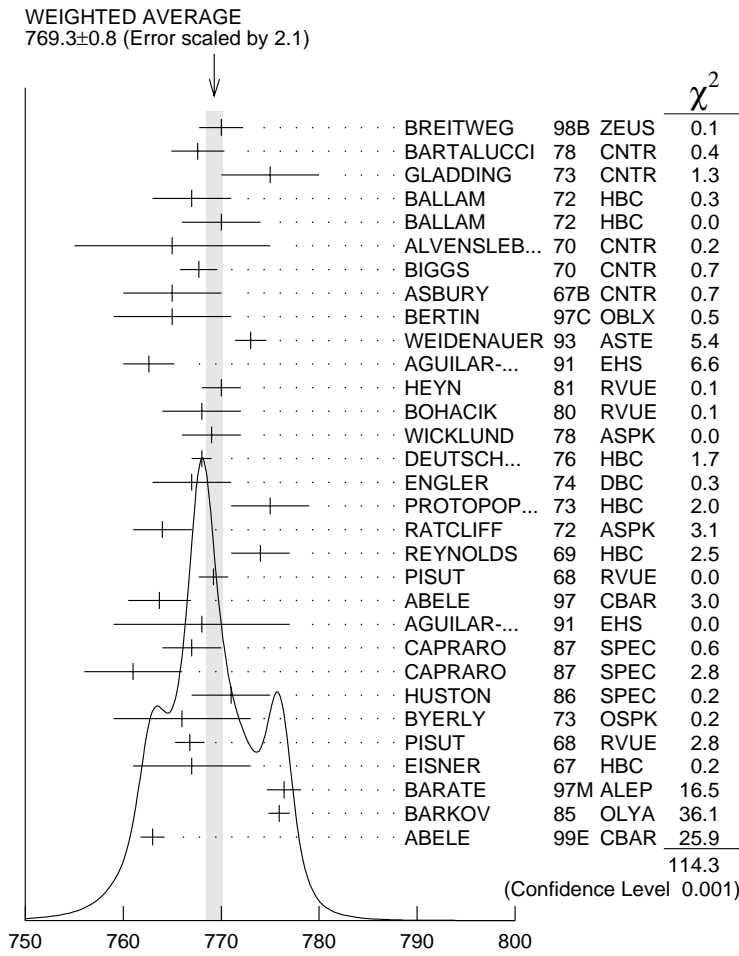
MIXED CHARGES

VALUE (MeV)

769.3 \pm 0.8 OUR AVERAGE

DOCUMENT ID

Includes data from the 5 datablocks that follow this one. Error includes scale factor of 2.1. See the ideogram below.



$\rho(770)$ MASS MIXED CHARGES

MIXED CHARGES, τ DECAYS and e^+e^-

VALUE (MeV) DOCUMENT ID TECN CHG COMMENT

The data in this block is included in the average printed for a previous datablock.

776.0±0.9 OUR AVERAGE

776.4±0.9±1.5	1	BARATE	97M ALEP	$\tau^- \rightarrow \pi^- \pi^0 \nu_\tau$
775.9±1.1	2	BARKOV	85 OLYA 0	$e^+e^- \rightarrow \pi^+\pi^-$
● ● ● We do not use the following data for averages, fits, limits, etc. ● ● ●				
775.1±0.7±5.3	3	BENAYOUN	98 RVUE	$e^+e^- \rightarrow \pi^+\pi^-, \mu^+\mu^-$
770.5±1.9±5.1	4	GARDNER	98 RVUE	0.28–0.92 $e^+e^- \rightarrow \pi^+\pi^-$
764.1±0.7	5	O'CONNELL	97 RVUE	$e^+e^- \rightarrow \pi^+\pi^-$
757.5±1.5	6	BERNICH	94 RVUE	$e^+e^- \rightarrow \pi^+\pi^-$
768 ±1	7	GESHKEN...	89 RVUE	$e^+e^- \rightarrow \pi^+\pi^-$

MIXED CHARGES, OTHER REACTIONS

<u>VALUE (MeV)</u>	<u>EVTS</u>	<u>DOCUMENT ID</u>	<u>TECN</u>	<u>CHG</u>	<u>COMMENT</u>
--------------------	-------------	--------------------	-------------	------------	----------------

The data in this block is included in the average printed for a previous datablock.

763.0±0.3±1.2	600k	⁸ ABELE	99E	CBAR	0± 0.0 $\bar{p}p \rightarrow \pi^+\pi^-\pi^0$
----------------------	------	--------------------	-----	------	---

CHARGED ONLY, HADROPRODUCED

<u>VALUE (MeV)</u>	<u>EVTS</u>	<u>DOCUMENT ID</u>	<u>TECN</u>	<u>CHG</u>	<u>COMMENT</u>
--------------------	-------------	--------------------	-------------	------------	----------------

The data in this block is included in the average printed for a previous datablock.

766.5±1.1 OUR AVERAGE

763.7±3.2		ABELE	97	CBAR	$\bar{p}n \rightarrow \pi^-\pi^0\pi^0$
768 ±9		AGUILAR-...	91	EHS	400 pp
767 ±3	2935	⁹ CAPRARO	87	SPEC -	200 $\pi^-\text{Cu} \rightarrow \pi^-\pi^0\text{Cu}$
761 ±5	967	⁹ CAPRARO	87	SPEC -	200 $\pi^-\text{Pb} \rightarrow \pi^-\pi^0\text{Pb}$
771 ±4		HUSTON	86	SPEC +	202 $\pi^+A \rightarrow \pi^+\pi^0A$
766 ±7	6500	¹⁰ BYERLY	73	OSPK -	5 π^-p
766.8±1.5	9650	¹¹ PISUT	68	RVUE -	1.7-3.2 $\pi^-p, t < 10$
767 ±6	900	⁹ EISNER	67	HBC -	4.2 $\pi^-p, t < 10$

NEUTRAL ONLY, PHOTOPRODUCED

<u>VALUE (MeV)</u>	<u>EVTS</u>	<u>DOCUMENT ID</u>	<u>TECN</u>	<u>CHG</u>	<u>COMMENT</u>
--------------------	-------------	--------------------	-------------	------------	----------------

The data in this block is included in the average printed for a previous datablock.

768.5± 1.1 OUR AVERAGE

770 ± 2 ±1	79k	¹² BREITWEG	98B	ZEUS	0 50-100 γp
767.6± 2.7		BARTALUCCI	78	CNTR	0 $\gamma p \rightarrow e^+e^-p$
775 ± 5		GLADDING	73	CNTR	0 2.9-4.7 γp
767 ± 4	1930	BALLAM	72	HBC	0 2.8 γp
770 ± 4	2430	BALLAM	72	HBC	0 4.7 γp
765 ±10		ALVENSLEB...	70	CNTR	0 $\gamma A, t < 0.01$
767.7± 1.9	140k	BIGGS	70	CNTR	0 $< 4.1 \gamma C \rightarrow \pi^+\pi^-C$
765 ± 5	4000	ASBURY	67B	CNTR	0 $\gamma + \text{Pb}$

• • • We do not use the following data for averages, fits, limits, etc. • • •

771 ± 2	79k	¹³ BREITWEG	98B	ZEUS	0 50-100 γp
---------	-----	------------------------	-----	------	---------------------

NEUTRAL ONLY, OTHER REACTIONS

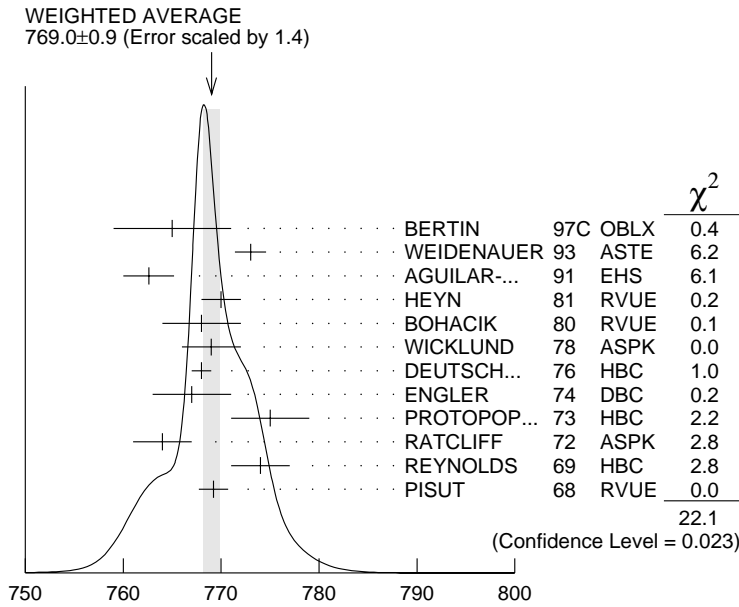
<u>VALUE (MeV)</u>	<u>EVTS</u>	<u>DOCUMENT ID</u>	<u>TECN</u>	<u>CHG</u>	<u>COMMENT</u>
--------------------	-------------	--------------------	-------------	------------	----------------

The data in this block is included in the average printed for a previous datablock.

769.0±0.9 OUR AVERAGE Error includes scale factor of 1.4. See the ideogram below.

765 ±6		BERTIN	97C	OBLX	0.0 $\bar{p}p \rightarrow \pi^+\pi^-\pi^0$
773 ±1.6		WEIDENAUER	93	ASTE	$\bar{p}p \rightarrow \pi^+\pi^-\omega$
762.6±2.6		AGUILAR-...	91	EHS	400 pp
770 ±2		¹⁴ HEYN	81	RVUE	Pion form factor
768 ±4		^{15,16} BOHACIK	80	RVUE	0
769 ±3		¹⁰ WICKLUND	78	ASPK	0 3,4,6 $\pi^\pm N$

768 ±1	76000	DEUTSCH...	76	HBC	0	16 $\pi^+ p$
767 ±4	4100	ENGLER	74	DBC	0	6 $\pi^+ n \rightarrow \pi^+ \pi^- p$
775 ±4	32000	¹⁵ PROTOPOP...	73	HBC	0	7.1 $\pi^+ p, t < 0.4$
764 ±3	6800	RATCLIFF	72	ASPK	0	15 $\pi^- p, t < 0.3$
774 ±3	1700	REYNOLDS	69	HBC	0	2.26 $\pi^- p$
769.2±1.5	13300	¹⁷ PISUT	68	RVUE	0	1.7–3.2 $\pi^- p, t < 10$
● ● ● We do not use the following data for averages, fits, limits, etc. ● ● ●						
762.3±0.5±1.2	600k	¹⁸ ABELE	99E	CBAR	0	0.0 $\bar{p}p \rightarrow \pi^+ \pi^- \pi^0$
777 ±2	4943	¹⁹ ADAMS	97	E665		470 $\mu p \rightarrow \mu X B$
770 ±2		²⁰ BOGOLYUB...	97	MIRA		32 $\bar{p}p \rightarrow \pi^+ \pi^- X$
768 ±8		²⁰ BOGOLYUB...	97	MIRA		32 $pp \rightarrow \pi^+ \pi^- X$
761.1±2.9		DUBNICKA	89	RVUE		π form factor
777.4±2.0		²¹ CHABAUD	83	ASPK	0	17 $\pi^- p$ polarized
769.5±0.7		^{15,16} LANG	79	RVUE	0	
770 ±9		¹⁶ ESTABROOKS	74	RVUE	0	17 $\pi^- p \rightarrow \pi^+ \pi^- n$
773.5±1.7	11200	⁹ JACOBS	72	HBC	0	2.8 $\pi^- p$
775 ±3	2250	HYAMS	68	OSPK	0	11.2 $\pi^- p$



$\rho(770)^0$ mass (MeV)

- ¹ From the Gounaris-Sakurai parametrization of the pion form factor. The second error is a model error taking into account different parametrizations of the pion form factor.
- ² From the Gounaris-Sakurai parametrization of the pion form factor.
- ³ Using the data of BARKOV 85 in the hidden local symmetry model.
- ⁴ From the fit to $e^+e^- \rightarrow \pi^+ \pi^-$ data from the compilations of HEYN 81 and BARKOV 85, including the Gounaris-Sakurai parametrization of the pion form factor.
- ⁵ A fit of BARKOV 85 data assuming the direct $\omega \pi \pi$ coupling.
- ⁶ Applying the S-matrix formalism to the BARKOV 85 data.
- ⁷ Includes BARKOV 85 data. Model-dependent width definition.

- ⁸ Assuming the equality of ρ^+ and ρ^- masses and widths.
⁹ Mass errors enlarged by us to Γ/\sqrt{N} ; see the note with the $K^*(892)$ mass.
¹⁰ Phase shift analysis. Systematic errors added corresponding to spread of different fits.
¹¹ From fit of 3-parameter relativistic P -wave Breit-Wigner to total mass distribution. Includes BATON 68, MILLER 67B, ALFF-STEINBERGER 66, HAGOPIAN 66, HAGOPIAN 66B, JACOBS 66B, JAMES 66, WEST 66, BLIEDEN 65 and CARMONY 64.
¹² From the parametrization according to SOEDING 66.
¹³ From the parametrization according to ROSS 66.
¹⁴ HEYN 81 includes all spacelike and timelike F_π values until 1978.
¹⁵ From pole extrapolation.
¹⁶ From phase shift analysis of GRAYER 74 data.
¹⁷ Includes MALAMUD 69, ARMENISE 68, BACON 67, HUWE 67, MILLER 67B, ALFF-STEINBERGER 66, HAGOPIAN 66, HAGOPIAN 66B, JACOBS 66B, JAMES 66, WEST 66, GOLDHABER 64, ABOLINS 63.
¹⁸ Using relativistic Breit-Wigner and taking into account ρ - ω interference.
¹⁹ Systematic errors not evaluated.
²⁰ Systematic effects not studied.
²¹ From fit of 3-parameter relativistic Breit-Wigner to helicity-zero part of P -wave intensity. CHABAUD 83 includes data of GRAYER 74.

$m_{\rho(770)^0} - m_{\rho(770)^\pm}$

<u>VALUE (MeV)</u>	<u>EVTS</u>	<u>DOCUMENT ID</u>	<u>TECN</u>	<u>CHG</u>	<u>COMMENT</u>
0.4 ± 0.8 OUR AVERAGE					
1.6 ± 0.6 ± 1.7	600k	ABELE	99E CBAR	0 ±	0.0 $\bar{p}p \rightarrow \pi^+\pi^-\pi^0$
0.0 ± 1.0		22 BARATE	97M ALEP		$\tau^- \rightarrow \pi^-\pi^0\nu_\tau$
-4 ± 4	3000	23 REYNOLDS	69 HBC	-0	2.26 π^-p
-5 ± 5	3600	23 FOSTER	68 HBC	±0	0.0 $\bar{p}p$
2.4 ± 2.1	22950	24 PISUT	68 RVUE		$\pi N \rightarrow \rho N$

- ²² Using the compilation of e^+e^- data from BARKOV 85.
²³ From quoted masses of charged and neutral modes.
²⁴ Includes MALAMUD 69, ARMENISE 68, BATON 68, BACON 67, HUWE 67, MILLER 67B, ALFF-STEINBERGER 66, HAGOPIAN 66, HAGOPIAN 66B, JACOBS 66B, JAMES 66, WEST 66, BLIEDEN 65, CARMONY 64, GOLDHABER 64, ABOLINS 63.

$\rho(770)$ RANGE PARAMETER

The range parameter R enters an energy-dependent correction to the width, of the form $(1 + q_r^2 R^2) / (1 + q^2 R^2)$, where q is the momentum of one of the pions in the $\pi\pi$ rest system. At resonance, $q = q_r$.

<u>VALUE (GeV⁻¹)</u>	<u>DOCUMENT ID</u>	<u>TECN</u>	<u>CHG</u>	<u>COMMENT</u>
5.3^{+0.9}_{-0.7}	CHABAUD	83 ASPK	0	17 π^-p polarized

$\rho(770)$ WIDTH

We no longer list *S*-wave Breit-Wigner fits, or data with high combinatorial background.

MIXED CHARGES

VALUE (MeV) _____ DOCUMENT ID _____
150.2±0.8 OUR AVERAGE Includes data from the 5 datablocks that follow this one.

MIXED CHARGES, τ DECAYS and e^+e^-

VALUE (MeV) _____ DOCUMENT ID _____ TECN _____ CHG _____ COMMENT _____
 The data in this block is included in the average printed for a previous datablock.

150.5±2.7 OUR AVERAGE

150.5±1.6±6.3	25	BARATE	97M	ALEP		$\tau^- \rightarrow \pi^- \pi^0 \nu_\tau$
150.5±3.0	26	BARKOV	85	OLYA	0	$e^+e^- \rightarrow \pi^+ \pi^-$
● ● ● We do not use the following data for averages, fits, limits, etc. ● ● ●						
147.9±1.5±7.5	27	BENAYOUN	98	RVUE		$e^+e^- \rightarrow \pi^+ \pi^-, \mu^+ \mu^-$
153.5±1.3±4.6	28	GARDNER	98	RVUE		0.28–0.92 $e^+e^- \rightarrow \pi^+ \pi^-$
145.0±1.7	29	O'CONNELL	97	RVUE		$e^+e^- \rightarrow \pi^+ \pi^-$
142.5±3.5	30	BERNICHIA	94	RVUE		$e^+e^- \rightarrow \pi^+ \pi^-$
138 ±1	31	GESHKEN...	89	RVUE		$e^+e^- \rightarrow \pi^+ \pi^-$

MIXED CHARGES, OTHER REACTIONS

VALUE (MeV) _____ EVTS _____ DOCUMENT ID _____ TECN _____ CHG _____ COMMENT _____
 The data in this block is included in the average printed for a previous datablock.

149.5±1.3	600k	32	ABELE	99E	CBAR	0±	0.0 $\bar{p}p \rightarrow \pi^+ \pi^- \pi^0$
------------------	------	----	-------	-----	------	----	--

CHARGED ONLY, HADROPRODUCED

VALUE (MeV) _____ EVTS _____ DOCUMENT ID _____ TECN _____ CHG _____ COMMENT _____
 The data in this block is included in the average printed for a previous datablock.

150.2± 2.4 OUR FIT

150.2± 2.4 OUR AVERAGE

152.8± 4.3			ABELE	97	CBAR		$\bar{p}n \rightarrow \pi^- \pi^0 \pi^0$
155 ±11	2935	33	CAPRARO	87	SPEC	-	200 $\pi^- \text{Cu} \rightarrow \pi^- \pi^0 \text{Cu}$
154 ±20	967	33	CAPRARO	87	SPEC	-	200 $\pi^- \text{Pb} \rightarrow \pi^- \pi^0 \text{Pb}$
150 ± 5			HUSTON	86	SPEC	+	202 $\pi^+ \text{A} \rightarrow \pi^+ \pi^0 \text{A}$
146 ±12	6500	34	BYERLY	73	OSPK	-	5 $\pi^- p$
148.2± 4.1	9650	35	PISUT	68	RVUE	-	1.7–3.2 $\pi^- p, t < 10$
146 ±13	900		EISNER	67	HBC	-	4.2 $\pi^- p, t < 10$

NEUTRAL ONLY, PHOTOPRODUCED

VALUE (MeV) _____ EVTS _____ DOCUMENT ID _____ TECN _____ CHG _____ COMMENT _____
 The data in this block is included in the average printed for a previous datablock.

150.7± 2.9 OUR AVERAGE

146 ± 3 ±13	79k	36	BREITWEG	98B	ZEUS	0	50–100 γp
150.9± 3.0			BARTALUCCI	78	CNTR	0	$\gamma p \rightarrow e^+ e^- p$

• • • We do not use the following data for averages, fits, limits, etc. • • •

138 ± 3	79k	³⁷ BREITWEG	98B ZEUS	0	50–100 γp
147 ± 11		GLADDING	73 CNTR	0	2.9–4.7 γp
155 ± 12	2430	BALLAM	72 HBC	0	4.7 γp
145 ± 13	1930	BALLAM	72 HBC	0	2.8 γp
140 ± 5		ALVENSLEB...	70 CNTR	0	$\gamma A, t < 0.01$
146.1 ± 2.9	140k	BIGGS	70 CNTR	0	$< 4.1 \gamma C \rightarrow \pi^+ \pi^- C$
160 ± 10		LANZEROTTI	68 CNTR	0	γp
130 ± 5	4000	ASBURY	67B CNTR	0	$\gamma + Pb$

NEUTRAL ONLY, OTHER REACTIONS

VALUE (MeV)	EVTs	DOCUMENT ID	TECN	CHG	COMMENT
-------------	------	-------------	------	-----	---------

The data in this block is included in the average printed for a previous datablock.

150.9 ± 2.0 OUR FIT Error includes scale factor of 1.3.

150.9 ± 1.7 OUR AVERAGE Error includes scale factor of 1.1.

122 ± 20		BERTIN	97C OBLX		0.0 $\bar{p}p \rightarrow \pi^+ \pi^- \pi^0$
145.7 ± 5.3		WEIDENAUER	93 ASTE		$\bar{p}p \rightarrow \pi^+ \pi^- \omega$
144.9 ± 3.7		DUBNICKA	89 RVUE		π form factor
148 ± 6		^{38,39} BOHACIK	80 RVUE	0	
152 ± 9		³⁴ WICKLUND	78 ASPK	0	3,4,6 $\pi^\pm pN$
154 ± 2	76000	DEUTSCH...	76 HBC	0	16 $\pi^+ p$
157 ± 8	6800	RATCLIFF	72 ASPK	0	15 $\pi^- p, t < 0.3$
143 ± 8	1700	REYNOLDS	69 HBC	0	2.26 $\pi^- p$

• • • We do not use the following data for averages, fits, limits, etc. • • •

147.0 ± 2.5	600k	⁴⁰ ABELE	99E CBAR	0	0.0 $\bar{p}p \rightarrow \pi^+ \pi^- \pi^0$
146 ± 3	4943	⁴¹ ADAMS	97 E665		470 $\mu p \rightarrow \mu XB$
160.0 ⁺ 4.1 - 4.0		⁴² CHABAUD	83 ASPK	0	17 $\pi^- p$ polarized
155 ± 1		⁴³ HEYN	81 RVUE	0	π form factor
148.0 ± 1.3		^{38,39} LANG	79 RVUE	0	
146 ± 14	4100	ENGLER	74 DBC	0	6 $\pi^+ n \rightarrow \pi^+ \pi^- p$
143 ± 13		³⁹ ESTABROOKS	74 RVUE	0	17 $\pi^- p \rightarrow \pi^+ \pi^- n$
160 ± 10	32000	³⁸ PROTOPOP...	73 HBC	0	7.1 $\pi^+ p, t < 0.4$
145 ± 12	2250	³³ HYAMS	68 OSPK	0	11.2 $\pi^- p$
163 ± 15	13300	⁴⁴ PISUT	68 RVUE	0	1.7–3.2 $\pi^- p, t < 10$

²⁵ From the Gounaris-Sakurai parametrization of the pion form factor. The second error is a model error taking into account different parametrizations of the pion form factor.

²⁶ From the Gounaris-Sakurai parametrization of the pion form factor.

²⁷ Using the data of BARKOV 85 in the hidden local symmetry model.

²⁸ From the fit to $e^+ e^- \rightarrow \pi^+ \pi^-$ data from the compilations of HEYN 81 and BARKOV 85, including the Gounaris-Sakurai parametrization of the pion form factor.

²⁹ A fit of BARKOV 85 data assuming the direct $\omega \pi \pi$ coupling.

³⁰ Applying the S-matrix formalism to the BARKOV 85 data.

³¹ Includes BARKOV 85 data. Model-dependent width definition.

³² Assuming the equality of ρ^+ and ρ^- masses and widths.

³³ Width errors enlarged by us to $4\Gamma/\sqrt{N}$; see the note with the $K^*(892)$ mass.

³⁴ Phase shift analysis. Systematic errors added corresponding to spread of different fits.

³⁵ From fit of 3-parameter relativistic P -wave Breit-Wigner to total mass distribution. Includes BATON 68, MILLER 67B, ALFF-STEINBERGER 66, HAGOPIAN 66, HAGOPIAN 66B, JACOBS 66B, JAMES 66, WEST 66, BLIEDEN 65 and CARMONY 64.

- 36 From the parametrization according to SOEDING 66.
 37 From the parametrization according to ROSS 66.
 38 From pole extrapolation.
 39 From phase shift analysis of GRAYER 74 data.
 40 Using relativistic Breit-Wigner and taking into account ρ - ω interference.
 41 Systematic errors not evaluated.
 42 From fit of 3-parameter relativistic Breit-Wigner to helicity-zero part of P -wave intensity. CHABAUD 83 includes data of GRAYER 74.
 43 HEYN 81 includes all spacelike and timelike F_π values until 1978.
 44 Includes MALAMUD 69, ARMENISE 68, BACON 67, HUWE 67, MILLER 67B, ALFF-STEINBERGER 66, HAGOPIAN 66, HAGOPIAN 66B, JACOBS 66B, JAMES 66, WEST 66, GOLDBERGER 64, ABOLINS 63.

$\Gamma_{\rho(770)^0} - \Gamma_{\rho(770)^\pm}$

VALUE	DOCUMENT ID	TECN	COMMENT
-0.1 ± 1.9	⁴⁵ BARATE	97M ALEP	$\tau^- \rightarrow \pi^- \pi^0 \nu_\tau$

⁴⁵ Using the compilation of $e^+ e^-$ data from BARKOV 85.

$\rho(770)$ DECAY MODES

Mode	Fraction (Γ_i/Γ)	Scale factor/ Confidence level
$\Gamma_1 \quad \pi \pi$	~ 100	%
$\rho(770)^\pm$ decays		
$\Gamma_2 \quad \pi^\pm \pi^0$	~ 100	%
$\Gamma_3 \quad \pi^\pm \gamma$	$(4.5 \pm 0.5) \times 10^{-4}$	S=2.2
$\Gamma_4 \quad \pi^\pm \eta$	< 6	$\times 10^{-3}$ CL=84%
$\Gamma_5 \quad \pi^\pm \pi^+ \pi^- \pi^0$	< 2.0	$\times 10^{-3}$ CL=84%
$\rho(770)^0$ decays		
$\Gamma_6 \quad \pi^+ \pi^-$	~ 100	%
$\Gamma_7 \quad \pi^+ \pi^- \gamma$	$(9.9 \pm 1.6) \times 10^{-3}$	
$\Gamma_8 \quad \pi^0 \gamma$	$(6.8 \pm 1.7) \times 10^{-4}$	
$\Gamma_9 \quad \eta \gamma$	$(2.4^{+0.8}_{-0.9}) \times 10^{-4}$	S=1.6
$\Gamma_{10} \quad \mu^+ \mu^-$	[a] $(4.60 \pm 0.28) \times 10^{-5}$	
$\Gamma_{11} \quad e^+ e^-$	[a] $(4.49 \pm 0.22) \times 10^{-5}$	
$\Gamma_{12} \quad \pi^+ \pi^- \pi^0$	< 1.2	$\times 10^{-4}$ CL=90%
$\Gamma_{13} \quad \pi^+ \pi^- \pi^+ \pi^-$	$(1.8 \pm 0.9) \times 10^{-5}$	
$\Gamma_{14} \quad \pi^+ \pi^- \pi^0 \pi^0$	< 4	$\times 10^{-5}$ CL=90%

[a] The $e^+ e^-$ branching fraction is from $e^+ e^- \rightarrow \pi^+ \pi^-$ experiments only. The $\omega\rho$ interference is then due to $\omega\rho$ mixing only, and is expected to be small. If $e\mu$ universality holds, $\Gamma(\rho^0 \rightarrow \mu^+ \mu^-) = \Gamma(\rho^0 \rightarrow e^+ e^-) \times 0.99785$.

CONSTRAINED FIT INFORMATION

An overall fit to the total width and a partial width uses 10 measurements and one constraint to determine 3 parameters. The overall fit has a $\chi^2 = 10.7$ for 8 degrees of freedom.

The following *off-diagonal* array elements are the correlation coefficients $\langle \delta p_i \delta p_j \rangle / (\delta p_i \cdot \delta p_j)$, in percent, from the fit to parameters p_i , including the branching fractions, $x_i \equiv \Gamma_i / \Gamma_{\text{total}}$. The fit constrains the x_i whose labels appear in this array to sum to one.

$$\begin{array}{c}
 x_3 \\
 \Gamma
 \end{array}
 \begin{array}{|c}
 -100 \\
 \hline
 \begin{array}{cc}
 15 & -15 \\
 x_2 & x_3
 \end{array}
 \end{array}$$

	Mode	Rate (MeV)	Scale factor
Γ_2	$\pi^\pm \pi^0$	150.2 \pm 2.4	
Γ_3	$\pi^\pm \gamma$	0.068 \pm 0.007	2.3

CONSTRAINED FIT INFORMATION

An overall fit to the total width, a partial width, and a branching ratio uses 10 measurements and one constraint to determine 4 parameters. The overall fit has a $\chi^2 = 9.9$ for 7 degrees of freedom.

The following *off-diagonal* array elements are the correlation coefficients $\langle \delta p_i \delta p_j \rangle / (\delta p_i \cdot \delta p_j)$, in percent, from the fit to parameters p_i , including the branching fractions, $x_i \equiv \Gamma_i / \Gamma_{\text{total}}$. The fit constrains the x_i whose labels appear in this array to sum to one.

$$\begin{array}{c}
 x_{10} \\
 x_{11} \\
 \Gamma
 \end{array}
 \begin{array}{|c}
 -79 \\
 -61 \quad 0 \\
 \hline
 \begin{array}{ccc}
 16 & 0 & -27 \\
 x_6 & x_{10} & x_{11}
 \end{array}
 \end{array}$$

	Mode	Rate (MeV)	Scale factor
Γ_6	$\pi^+ \pi^-$	150.8 \pm 2.0	1.3
Γ_{10}	$\mu^+ \mu^-$	[a] 0.0069 \pm 0.0004	
Γ_{11}	$e^+ e^-$	[a] 0.00677 \pm 0.00032	

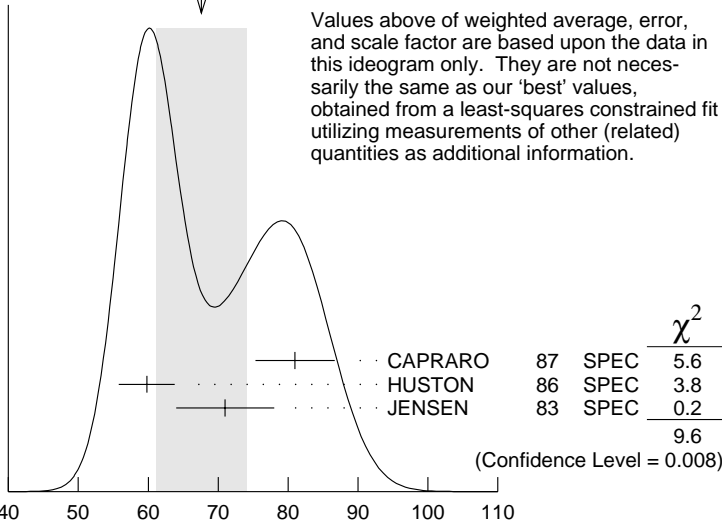
$\rho(770)$ PARTIAL WIDTHS

$\Gamma(\pi^\pm \gamma)$

Γ_3

VALUE (keV)	DOCUMENT ID	TECN	CHG	COMMENT
68 ±7 OUR FIT				Error includes scale factor of 2.3.
68 ±7 OUR AVERAGE				Error includes scale factor of 2.2. See the ideogram below.
81 ±4 ±4	CAPRARO	87	SPEC	− 200 $\pi^- \pi^0 A \rightarrow$
59.8 ±4.0	HUSTON	86	SPEC	+ 202 $\pi^+ \pi^0 A \rightarrow$
71 ±7	JENSEN	83	SPEC	− 156–260 $\pi^- \pi^0 A \rightarrow$

WEIGHTED AVERAGE
68±7 (Error scaled by 2.2)



$\Gamma(\pi^\pm \gamma)$ (keV)

$\Gamma(e^+ e^-)$

Γ_{11}

VALUE (keV)	DOCUMENT ID	TECN	COMMENT
6.77 ± 0.32 OUR FIT			
6.77 ± 0.10 ± 0.30	BARKOV	85	OLYA $e^+ e^- \rightarrow \pi^+ \pi^-$
• • • We do not use the following data for averages, fits, limits, etc. • • •			
6.3 ± 0.1	⁴⁶ BENAYOUN	98	RVUE $e^+ e^- \rightarrow \pi^+ \pi^-, \mu^+ \mu^-$

⁴⁶ Using the data of BARKOV 85 in the hidden local symmetry model.

$\Gamma(\pi^0 \gamma)$

Γ_8

VALUE (keV)	DOCUMENT ID	TECN	COMMENT
• • • We do not use the following data for averages, fits, limits, etc. • • •			
121 ± 31	DOLINSKY	89	ND $e^+ e^- \rightarrow \pi^0 \gamma$

$\Gamma(\eta\gamma)$ Γ_9

VALUE (keV)	DOCUMENT ID	TECN	COMMENT
-------------	-------------	------	---------

• • • We do not use the following data for averages, fits, limits, etc. • • •

62 ± 17	⁴⁷ DOLINSKY	89 ND	$e^+e^- \rightarrow \eta\gamma$
-------------	------------------------	-------	---------------------------------

⁴⁷ Solution corresponding to constructive ω - ρ interference.

$\Gamma(\pi^+\pi^-\pi^+\pi^-)$ Γ_{13}

VALUE (keV)	EVTS	DOCUMENT ID	TECN	COMMENT
-------------	------	-------------	------	---------

• • • We do not use the following data for averages, fits, limits, etc. • • •

$2.8 \pm 1.4 \pm 0.5$	153	AKHMETSHIN 00	CMD2	$0.6-0.97 e^+e^- \rightarrow \pi^+\pi^-\pi^+\pi^-$
-----------------------	-----	---------------	------	--

$\rho(770)$ BRANCHING RATIOS

$\Gamma(\pi^\pm\eta)/\Gamma(\pi\pi)$ Γ_4/Γ_1

VALUE (units 10^{-4})	CL%	DOCUMENT ID	TECN	CHG	COMMENT
--------------------------	-----	-------------	------	-----	---------

<60	84	FERBEL	66 HBC	\pm	$\pi^\pm p$ above 2.5
---------------	----	--------	--------	-------	-----------------------

$\Gamma(\pi^\pm\pi^+\pi^-\pi^0)/\Gamma(\pi\pi)$ Γ_5/Γ_1

VALUE (units 10^{-4})	CL%	DOCUMENT ID	TECN	CHG	COMMENT
--------------------------	-----	-------------	------	-----	---------

<20	84	FERBEL	66 HBC	\pm	$\pi^\pm p$ above 2.5
---------------	----	--------	--------	-------	-----------------------

• • • We do not use the following data for averages, fits, limits, etc. • • •

35 ± 40	JAMES	66 HBC	$+$	$2.1 \pi^+ p$
-------------	-------	--------	-----	---------------

$\Gamma(\mu^+\mu^-)/\Gamma(\pi^+\pi^-)$ Γ_{10}/Γ_6

VALUE (units 10^{-5})	DOCUMENT ID	TECN	COMMENT
--------------------------	-------------	------	---------

4.60 ± 0.28 OUR FIT

4.6 ± 0.2 ± 0.2	ANTIPOV	89 SIGM	$\pi^- \text{Cu} \rightarrow \mu^+\mu^-\pi^- \text{Cu}$
------------------------	---------	---------	---

• • • We do not use the following data for averages, fits, limits, etc. • • •

$8.2 \begin{smallmatrix} +1.6 \\ -3.6 \end{smallmatrix}$	⁴⁸ ROTHWELL	69 CNTR	Photoproduction
--	------------------------	---------	-----------------

5.6 ± 1.5	⁴⁹ WEHMANN	69 OSPK	$12 \pi^- \text{C, Fe}$
---------------	-----------------------	---------	-------------------------

$9.7 \begin{smallmatrix} +3.1 \\ -3.3 \end{smallmatrix}$	⁵⁰ HYAMS	67 OSPK	$11 \pi^- \text{Li, H}$
--	---------------------	---------	-------------------------

⁴⁸ Possibly large ρ - ω interference leads us to increase the minus error.

⁴⁹ Result contains $11 \pm 11\%$ correction using SU(3) for central value. The error on the correction takes account of possible ρ - ω interference and the upper limit agrees with the upper limit of $\omega \rightarrow \mu^+\mu^-$ from this experiment.

⁵⁰ HYAMS 67's mass resolution is 20 MeV. The ω region was excluded.

$\Gamma(e^+e^-)/\Gamma(\pi\pi)$ Γ_{11}/Γ_1

VALUE (units 10^{-4})	DOCUMENT ID	TECN	COMMENT
--------------------------	-------------	------	---------

0.41 ± 0.05	BENAKSAS	72 OSPK	e^+e^-
--------------------	----------	---------	----------

$\Gamma(\eta\gamma)/\Gamma_{\text{total}}$ Γ_9/Γ

VALUE (units 10^{-4}) DOCUMENT ID TECN CHG COMMENT

2.4^{+0.8}_{-0.9} OUR AVERAGE Error includes scale factor of 1.6.

1.9^{+0.6}_{-0.8} 51 BENAYOUN 96 RVUE 0.54-1.04
 $e^+e^- \rightarrow \eta\gamma$

3.6 \pm 0.9 52 ANDREWS 77 CNTR 0 6.7-10 γ Cu

• • • We do not use the following data for averages, fits, limits, etc. • • •

4.0 \pm 1.1 52 DOLINSKY 89 ND $e^+e^- \rightarrow \eta\gamma$

⁵¹ Reanalysis of DRUZHININ 84, DOLINSKY 89, and DOLINSKY 91 taking into account a triangle anomaly contribution. Constructive ρ - ω interference solution.

⁵² Solution corresponding to constructive ω - ρ interference.

$\Gamma(\pi^+\pi^-\pi^+\pi^-)/\Gamma_{\text{total}}$ Γ_{13}/Γ

VALUE (units 10^{-5}) CL% EVTS DOCUMENT ID TECN COMMENT

1.8 \pm 0.9 \pm 0.3 153 AKHMETSHIN 00 CMD2 0.6-0.97 $e^+e^- \rightarrow$
 $\pi^+\pi^-\pi^+\pi^-$

• • • We do not use the following data for averages, fits, limits, etc. • • •

<20 90 KURDADZE 88 OLYA $e^+e^- \rightarrow$
 $\pi^+\pi^-\pi^+\pi^-$

$\Gamma(\pi^+\pi^-\pi^+\pi^-)/\Gamma(\pi\pi)$ Γ_{13}/Γ_1

VALUE (units 10^{-4}) CL% DOCUMENT ID TECN CHG COMMENT

• • • We do not use the following data for averages, fits, limits, etc. • • •

<15 90 ERBE 69 HBC 0 2.5-5.8 γp

<20 CHUNG 68 HBC 0 3.2,4.2 $\pi^- p$

<20 90 HUSON 68 HLBC 0 16.0 $\pi^- p$

<80 JAMES 66 HBC 0 2.1 $\pi^+ p$

$\Gamma(\pi^+\pi^-\pi^0)/\Gamma_{\text{total}}$ Γ_{12}/Γ

VALUE (units 10^{-4}) CL% DOCUMENT ID TECN COMMENT

<1.2 90 VASSERMAN 88B ND $e^+e^- \rightarrow \pi^+\pi^-\pi^0$

$\Gamma(\pi^+\pi^-\pi^0)/\Gamma(\pi\pi)$ Γ_{12}/Γ_1

VALUE CL% DOCUMENT ID TECN CHG COMMENT

• • • We do not use the following data for averages, fits, limits, etc. • • •

\sim 0.01 BRAMON 86 RVUE 0 $J/\psi \rightarrow \omega\pi^0$

<0.01 84 53 ABRAMS 71 HBC 0 3.7 $\pi^+ p$

⁵³ Model dependent, assumes $l = 1, 2, \text{ or } 3$ for the 3π system.

$\Gamma(\pi^+\pi^-\pi^0\pi^0)/\Gamma_{\text{total}}$ Γ_{14}/Γ

VALUE (units 10^{-4}) CL% DOCUMENT ID TECN CHG COMMENT

<0.4 90 AULCHENKO 87C ND 0 $e^+e^- \rightarrow$
 $\pi^+\pi^-\pi^0\pi^0$

• • • We do not use the following data for averages, fits, limits, etc. • • •

<2 90 KURDADZE 86 OLYA 0 $e^+e^- \rightarrow$
 $\pi^+\pi^-\pi^0\pi^0$

$\Gamma(\pi^+\pi^-\gamma)/\Gamma_{\text{total}}$ Γ_7/Γ

VALUE	CL%	DOCUMENT ID	TECN	COMMENT
0.0099±0.0016		54 DOLINSKY 91	ND	$e^+e^- \rightarrow \pi^+\pi^-\gamma$
● ● ● We do not use the following data for averages, fits, limits, etc. ● ● ●				
0.0111±0.0014		55 VASSERMAN 88	ND	$e^+e^- \rightarrow \pi^+\pi^-\gamma$
<0.005	90	56 VASSERMAN 88	ND	$e^+e^- \rightarrow \pi^+\pi^-\gamma$

⁵⁴ Bremsstrahlung from a decay pion and for photon energy above 50 MeV.

⁵⁵ Superseded by DOLINSKY 91.

⁵⁶ Structure radiation due to quark rearrangement in the decay.

$\Gamma(\pi^0\gamma)/\Gamma_{\text{total}}$ Γ_8/Γ

VALUE (units 10^{-4})	DOCUMENT ID	TECN	COMMENT
6.8±1.7	57 BENAYOUN 96	RVUE	0.54-1.04 $e^+e^- \rightarrow \pi^0\gamma$

● ● ● We do not use the following data for averages, fits, limits, etc. ● ● ●

7.9±2.0 DOLINSKY 89 ND $e^+e^- \rightarrow \pi^0\gamma$

⁵⁷ Reanalysis of DRUZHININ 84, DOLINSKY 89, and DOLINSKY 91 taking into account a triangle anomaly contribution.

$\rho(770)$ REFERENCES

AKHMETSHIN 00	PL B475 190	R.R. Akhmetshin <i>et al.</i>	(CMD-2 Collab.)
ABELE 99E	PL B469 270	A. Abele <i>et al.</i>	(Crystal Barrel Collab.)
BENAYOUN 98	EPJ C2 269	M. Benayoun <i>et al.</i>	(IPNP, NOVO, ADLD+)
BREITWEG 98B	EPJ C2 247	J. Breitweg <i>et al.</i>	(ZEUS Collab.)
GARDNER 98	PR D57 2716	S. Gardner, H.B. O'Connell	
ABELE 97	PL B391 191	A. Abele <i>et al.</i>	(Crystal Barrel Collab.)
ADAMS 97	ZPHY C74 237	M.R. Adams <i>et al.</i>	(E665 Collab.)
BARATE 97M	ZPHY C76 15	R. Barate <i>et al.</i>	(ALEPH Collab.)
BERTIN 97C	PL B408 476	A. Bertin <i>et al.</i>	(OBELIX Collab.)
BOGOLYUB... 97	PAN 60 46	M.Y. Bogolyubsky <i>et al.</i>	(MOSU, SERP)
O'CONNELL 97	Translated from YAF 60 53.	H.B. O'Connell <i>et al.</i>	(ADLD)
BENAYOUN 96	ZPHY C72 221	M. Benayoun <i>et al.</i>	(IPNP, NOVO)
BERNICHIA 94	PR D50 4454	A. Bernichia, G. Lopez Castro, J. Pestieau	(LOUV+)
WEIDENAUER 93	ZPHY C59 387	P. Weidenauer <i>et al.</i>	(ASTERIX Collab.)
AGUILAR-... 91	ZPHY C50 405	M. Aguilar-Benitez <i>et al.</i>	(LEBC-EHS Collab.)
DOLINSKY 91	PRPL 202 99	S.I. Dolinsky <i>et al.</i>	(NOVO)
ANTIPOV 89	ZPHY C42 185	Y.M. Antipov <i>et al.</i>	(SERP, JINR, BGNA+)
DOLINSKY 89	ZPHY C42 511	S.I. Dolinsky <i>et al.</i>	(NOVO)
DUBNICKA 89	JPG 15 1349	S. Dubnicka <i>et al.</i>	(JINR, SLOV)
GESHKEN... 89	ZPHY 45 351	B.V. Geshkenbein	(ITEP)
KURDADZE 88	JETPL 47 512	L.M. Kurdadze <i>et al.</i>	(NOVO)
VASSERMAN 88	Translated from ZETFP 47 432.	I.B. Vasserman <i>et al.</i>	(NOVO)
VASSERMAN 88B	SJNP 47 1035	I.B. Vasserman <i>et al.</i>	(NOVO)
VASSERMAN 88B	Translated from YAF 47 1635.	I.B. Vasserman <i>et al.</i>	(NOVO)
VASSERMAN 88B	SJNP 48 480	I.B. Vasserman <i>et al.</i>	(NOVO)
VASSERMAN 88B	Translated from YAF 48 753.	I.B. Vasserman <i>et al.</i>	(NOVO)
AULCHENKO 87C	IYF 87-90 Preprint	V.M. Aulchenko <i>et al.</i>	(NOVO)
CAPRARO 87	NP B288 659	L. Capraro <i>et al.</i>	(CLER, FRAS, MILA+)
BRAMON 86	PL B173 97	A. Bramon, J. Casulleras	(BARC)
HUSTON 86	PR 33 3199	J. Huston <i>et al.</i>	(ROCH, FNAL, MINN)
KURDADZE 86	JETPL 43 643	L.M. Kurdadze <i>et al.</i>	(NOVO)
KURDADZE 86	Translated from ZETFP 43 497.	L.M. Kurdadze <i>et al.</i>	(NOVO)

BARKOV	85	NP B256 365	L.M. Barkov <i>et al.</i>	(NOVO)
DRUZHININ	84	PL 144B 136	V.P. Druzhinin <i>et al.</i>	(NOVO)
CHABAUD	83	NP B223 1	V. Chabaud <i>et al.</i>	(CERN, CRAC, MPIM)
JENSEN	83	PR D27 26	T. Jensen <i>et al.</i>	(ROCH, FNAL, MINN)
HEYN	81	ZPHY C7 169	M.F. Heyn, C.B. Lang	(GRAZ)
BOHACIK	80	PR D21 1342	J. Bohacik, H. Kuhnelt	(SLOV, WIEN)
LANG	79	PR D19 956	C.B. Lang, A. Mas-Parareda	(GRAZ)
BARTALUCCI	78	NC 44A 587	S. Bartalucci <i>et al.</i>	(DESY, FRAS)
WICKLUND	78	PR D17 1197	A.B. Wicklund <i>et al.</i>	(ANL)
ANDREWS	77	PRL 38 198	D.E. Andrews <i>et al.</i>	(ROCH)
DEUTSCH...	76	NP B103 426	M. Deutschmann <i>et al.</i>	(AACH3, BERL, BONN+)
ENGLER	74	PR D10 2070	A. Engler <i>et al.</i>	(CMU, CASE)
ESTABROOKS	74	NP B79 301	P.G. Estabrooks, A.D. Martin	(DURH)
GRAYER	74	NP B75 189	G. Grayer <i>et al.</i>	(CERN, MPIM)
BYERLY	73	PR D7 637	W.L. Byerly <i>et al.</i>	(MICH)
GLADDING	73	PR D8 3721	G.E. Gladding <i>et al.</i>	(HARV)
PROTOPOP...	73	PR D7 1279	S.D. Protopopescu <i>et al.</i>	(LBL)
BALLAM	72	PR D5 545	J. Ballam <i>et al.</i>	(SLAC, LBL, TUFTS)
BENAKSAS	72	PL 39B 289	D. Benaksas <i>et al.</i>	(ORSAY)
JACOBS	72	PR D6 1291	L.D. Jacobs	(SACL)
RATCLIFF	72	PL 38B 345	B.N. Ratcliff <i>et al.</i>	(SLAC)
ABRAMS	71	PR D4 653	G.S. Abrams <i>et al.</i>	(LBL)
ALVENSLEB...	70	PRL 24 786	H. Alvensleben <i>et al.</i>	(DESY)
BIGGS	70	PRL 24 1197	P.J. Biggs <i>et al.</i>	(DARE)
ERBE	69	PR 188 2060	R. Erbe <i>et al.</i>	
MALAMUD	69	Argonne Conf. 93	E.I. Malamud, P.E. Schlein	(UCLA)
REYNOLDS	69	PR 184 1424	B.G. Reynolds <i>et al.</i>	(FSU)
ROTHWELL	69	PRL 23 1521	P.L. Rothwell <i>et al.</i>	(NEAS)
WEHMANN	69	PR 178 2095	A.A. Wehmann <i>et al.</i>	(HARV, CASE, SLAC+)
ARMENISE	68	NC 54A 999	N. Armenise <i>et al.</i>	(BARI, BGNA, FIRZ+)
BATON	68	PR 176 1574	J.P. Baton, G. Laurens	(SACL)
CHUNG	68	PR 165 1491	S.U. Chung <i>et al.</i>	(LRL)
FOSTER	68	NP B6 107	M. Foster <i>et al.</i>	(CERN, CDEF)
HUSON	68	PL 28B 208	R. Huson <i>et al.</i>	(ORSAY, MILA, UCLA)
HYAMS	68	NP B7 1	B.D. Hyams <i>et al.</i>	(CERN, MPIM)
LANZEROTTI	68	PR 166 1365	L.J. Lanzerotti <i>et al.</i>	(HARV)
PISUT	68	NP B6 325	J. Pisut, M. Roos	(CERN)
ASBURY	67B	PRL 19 865	J.G. Asbury <i>et al.</i>	(DESY, COLU)
BACON	67	PR 157 1263	T.C. Bacon <i>et al.</i>	(BNL)
EISNER	67	PR 164 1699	R.L. Eisner <i>et al.</i>	(PURD)
HUWE	67	PL 24B 252	D.O. Huwe <i>et al.</i>	(COLU)
HYAMS	67	PL 24B 634	B.D. Hyams <i>et al.</i>	(CERN, MPIM)
MILLER	67B	PR 153 1423	D.H. Miller <i>et al.</i>	(PURD)
ALFF-...	66	PR 145 1072	C. Alff-Steinberger <i>et al.</i>	(COLU, RUTG)
FERBEL	66	PL 21 111	T. Ferbel	(ROCH)
HAGOPIAN	66	PR 145 1128	V. Hagopian <i>et al.</i>	(PENN, SACL)
HAGOPIAN	66B	PR 152 1183	V. Hagopian, Y.L. Pan	(PENN, LRL)
JACOBS	66B	UCRL 16877	L.D. Jacobs	(LRL)
JAMES	66	PR 142 896	F.E. James, H.L. Kraybill	(YALE, BNL)
ROSS	66	PR 149 1172	M. Ross, L. Stodolsky	
SOEDING	66	PL B19 702	P. Soeding	
WEST	66	PR 149 1089	E. West <i>et al.</i>	(WISC)
BLIEDEN	65	PL 19 444	H.R. Blieden <i>et al.</i>	
CARMONY	64	PRL 12 254	D.D. Carmony <i>et al.</i>	(UCB)
GOLDHABER	64	PRL 12 336	G. Goldhaber <i>et al.</i>	(LRL, UCB)
ABOLINS	63	PRL 11 381	M.A. Abolins <i>et al.</i>	(UCSD)

OTHER RELATED PAPERS

ANDERSON	00	PR D61 112002	S. Anderson <i>et al.</i>	(CLEO Collab.)
BENAYOUN	99	PR D59 074020	M. Benayoun <i>et al.</i>	
EIDELMAN	99	NPBPS 76 319	S. Eidelman, V. Ivanchenko	
MARCO	99	PL B470 20	E. Marco <i>et al.</i>	
ROOS	99	APS 49 N2 vii	M. Roos	
ALEMANY	98	EPJ C2 123	R. Alemany <i>et al.</i>	
ABELE	97B	PL B402 195	A. Abele <i>et al.</i>	(Crystal Barrel Collab.)
ABELE	97F	PL B411 354	A. Abele <i>et al.</i>	(Crystal Barrel Collab.)
BENAYOUN	93	ZPHY 58 31	M. Benayoun <i>et al.</i>	(CDEF, CERN, BARI)
LAFFERTY	93	ZPHY C60 659	G.D. Lafferty	(MCHS)
KAMAL	92	PL B284 421	A.N. Kamal, Q.P. Xu	(ALBE)

KUHN	90	ZPHY C48 445	J.H. Kuhn <i>et al.</i>	(MPIM)
ERKAL	85	ZPHY C29 485	C. Erkal, M.G. Olsson	(WISC)
RYBICKI	85	ZPHY C28 65	K. Rybicki, I. Sakrejda	(CRAC)
KURDADZE	83	JETPL 37 733	L.M. Kurdadze <i>et al.</i>	(NOVO)
		Translated from ZETFP 37 613.		
ALEKSEEV	82	JETP 55 591	E.A. Alekseeva <i>et al.</i>	(KIAE)
		Translated from ZETF 82 1007.		
KENNEY	62	PR 126 736	V.P. Kenney, W.D. Shephard, C.D. Gall	(KNTY)
SAMIOS	62	PRL 9 139	N.P. Samios <i>et al.</i>	(BNL, CUNY, COLU+)
XUONG	62	PR 128 1849	H. Nguyen Ngoc, G.R. Lynch	(LRL)
ANDERSON	61	PRL 6 365	J.A. Anderson <i>et al.</i>	(LRL)
ERWIN	61	PRL 6 628	A.R. Erwin <i>et al.</i>	(WISC)
